



CATÁLOGO GENERAL

Con más de 100 nuevas incorporaciones Becusa afronta una nueva etapa haciendo especial hincapié en productos de calidad y referencia en diseño a nivel mundial. Este catálogo está también disponible online. Accede a www.becusa.com y descúbrelo.

With over 100 new additional products, Becusa S.A. establishes a new stage with good quality and new design products to meet all over the world. The catalogue is also available online. www.becusa.com access and find it out.

THE COLLECTION



BECUSA, S.A. inicia su andadura en el año 1970 con un pequeño taller dedicado a la estampación de piezas metálicas, y poco a poco comienza a fabricar bisagras de cazoleta para la industria del mueble. Siempre con afán de superación, amplía la gama de producción a todo tipo de bisagras para el mercado ferretero e industrial.

En los últimos 15 años, **BECUSA, S.A.** se ha destacado por su política de CALIDAD y esfuerzo en el ámbito de I+D, logrando consigo, ampliar su gama de productos a mercados cada vez más exigentes y competitivos con el fin de satisfacer mejor las necesidades de los clientes más exigentes.

Actualmente, **BECUSA, S.A.** está presente en más de 35 países en 4 continentes, con su amplia gama de bisagras de cazoleta, guías o correderas, bisagras de diferentes acabados en acero, latón y acero inoxidable, herrajes para muebles (soportes, pasadores, cerraduras), herrajes para puertas (bisagras de seguridad, manillas, picaportes, etc) y una línea amplia de artículos de acero inoxidable (bisagras, manillones, tiradores, pasadores, etc). **BECUSA, S.A.** dispone de unas instalaciones de más de 6000 m² que le garantiza contar con un amplio almacén de productos de diferentes gamas para cubrir las necesidades puntuales de nuestros clientes en el mínimo plazo posible.

BECUSA, S.A. established in 1970, started to work with hardware fitting, afterwards worked with concealed hinge for the furniture. Until now it has full ranges of concealed hinge for the market of furniture. It is a family business whose members have been putting in a lot of work providing the best quality of their products while retaining a friendly relationship with their customers at the same time.

In latest 15 years, BECUSA, S.A. has offered high quantity and competitive prices for the customers, what's more, Becusa S.A. offer more products than before. Such as stainless steel handles, drawer slides, ball bearing slides, lock etc. The products are being manufactured in the factory from the first to the final stage, giving the opportunity of immediate delivery of the orders, while offering the best prices in the market along with guaranteed quality.

BECUSA, S.A. also has facilities of more than 6000 m² that guarantee to have a large storage of products of different ranges to meet the specific needs of our customers in the shortest possible time.

Índice

Index

-  Herrajes Inoxidable
Stainless Steel Fittings
Pag. 12
-  Sistemas para Puertas Correderas
System for Sliding Doors
Pag. 54
-  Herrajes de Línea Negro
Black Line Hardware
Pag. 60
-  Cerraduras
Locks
Pag. 72
-  Herrajes para Puertas
Door Fittings
Pag. 102
-  Herrajes para Muebles
Furniture Fittings
Pag. 128
-  Ruedas para Muebles
Castors for Furniture
Pag. 170
-  Herrajes General
General Hardware
Pag. 178























































































Herrajes Inoxidable

Stainless Steel Fittings



Herrajes Inoxidable

Stainless Steel Fittings

 Ref. 202 P 34	 Ref. 207 P 34	 Ref. 203 P 35	 Ref. 307 P 35	 Ref. 405 P 36	 Ref. 405-C P 36	 Ref. 405-CC P 36	 Ref. 412-424 P 37	 Ref. 413-423 P 37
 Ref. 301-A P 37	 Ref. 301-AR P 37	 Ref. 426 P 37	 Ref. 425 P 37	 Ref. 907 P 38	 Ref. 908 P 38	 Ref. 909 P 38	 Ref. 480 P 38	 Ref. 482 P 38
 Ref. 313 P 39	 Ref. 313R P 39	 Ref. 313-S P 39	 Ref. 1004 P 39	 Ref. 505 P 40	 Ref. 70576CC P 40	 Ref. PIANOIOX P 40	 Ref. 905-IOXC P 41	 Ref. 905-IOXCRC P 41
 Ref. 905-IOXCRCR P 41	 Ref. 905-IOXRC P 41	 Ref. 1278 P 41	 Ref. 1280 P 41	 Ref. BC P 42	 Ref. BC-R P 42	 Ref. 10000 P 43	 Ref. 10100 P 43	 Ref. 10101 P 43
 Ref. 10102 P 43	 Ref. 455IOX P 44	 Ref. 318IOX P 44	 Ref. 385 P 44	 Ref. 500 P 44	 Ref. 317 P 45	 Ref. 501 P 45	 Ref. 502 P 45	 Ref. MENDOZA P 46
 Ref. SIGLO P 46	 Ref. ULISES P 47	 Ref. COLONIA P 47	 Ref. MILAN P 48	 Ref. GENOVA P 48	 Ref. CAB1 P 49	 Ref. CAB2 P 49	 Ref. CAB3 P 49	 Ref. CAB4 P 49
 Ref. CAB5 P 49	 Ref. CAB6 P 49	 Ref. CAB7 P 49	 Ref. CAB8 P 49	 Ref. CAB9 P 49	 Ref. CAB10 P 49	 Ref. CAB11 P 49	 Ref. CAB12 P 49	 Ref. CAB13 P 49
 Ref. CAB14M P 49	 Ref. CAB14 P 49	 Ref. CAB15 P 49	 Ref. TUBOIOX P 49	 Ref. 800 P 50	 Ref. 801 P 50	 Ref. 80045 P 50	 Ref. 8003035 P 50	 Ref. 80045/2 P 50
 Ref. 802 P 50	 Ref. 800Z1 P 51	 Ref. 800Z2 P 51	 Ref. 801/1 P 51	 Ref. 801/2 P 51	 Ref. 801/3 P 51	 Ref. 801/4 P 51	 Ref. 300 P 52	 Ref. 300 LETRA P 52
 Ref. 310 P 52	 Ref. BOCACARTA P 52	 Ref. OJO DE BUEY P 53	 Ref. BARBACOA P 53	 Ref. 901/200 P 53	 Ref. 902 P 53			

Sistemas para Puertas Correderas

System for sliding doors



Ref. **PCB1IOX**
P 56 **NEW**



Ref. **PCB1**
P 58 **NEW**



Ref. **PCB2IOX**
P 57 **NEW**



Ref. **PCB2**
P 59 **NEW**

Herrajes de línea negro

Black line hardware



Ref. **LEÓN/BL**
P 62



Ref. **TURIN/BL**
P 62 **NEW**



Ref. **SEVILLA**
P 63



Ref. **832/CBL**
P 63



Ref. **832/RBL**
P 63



Ref. **MCLR-1 NE**
P 64



Ref. **BOC-C1 NE**
P 64



Ref. **BOC-1 NE**
P 64



Ref. **MUR-C1**
P 64



Ref. **MRUS-1**
P 65



Ref. **MANRUS-1**
P 65 **NEW**



Ref. **MRUS-2**
P 65



Ref. **9001**
P 65



Ref. **9000**
P 65



Ref. **C6101 NE**
P 66



Ref. **PUNE2000**
P 66



Ref. **PUNE4000**
P 66



Ref. **CER2020**
P 67 **NEW**



Ref. **PCB1**
P 68 **NEW**



Ref. **PCB2**
P 69 **NEW**



Ref. **3002NE**
P 70 **NEW**



Ref. **3003NE**
P 70 **NEW**



Ref. **T12NE**
P 70



Ref. **TC12NE**
P 70



Ref. **5001**
P 71 **NEW**



Ref. **530**
P 71



Ref. **510-N**
P 71



Ref. **455**
P 71 **NEW**

Cerraduras Locks

 Ref. C6100 P 74	 Ref. C6101 P 74	 Ref. C6200 P 75	 Ref. C6201 P 75	 Ref. C5200 P 76	 Ref. C5201 P 76	 Ref. C8000 P 77		
 Ref. C8001-3 P 77	 Ref. C202 P 78	 Ref. C308 P 78	 Ref. PU2000 P 79	 Ref. PU2000S P 79	 Ref. PU4000 P 79	 Ref. PU4000S P 79	 Ref. PI-CC P 80	
 Ref. PI-CR P 80	 Ref. PM P 80	 Ref. C500 P 81	 Ref. C501 P 81	 Ref. C500-TU P 81	 Ref. C501-TU P 81	 Ref. C502 P 82		
 Ref. C503 P 82	 Ref. LC34 / LC35 P 83	 Ref. CS42 P 84	 Ref. 630 P 84	 Ref. YC P 85	 Ref. YS P 85			
 Ref. C8558 P 86	 Ref. DALTON P 87	 Ref. LUKE P 87	 Ref. DACOTA P 88	 Ref. DACOTA-R P 88	 Ref. TURIN P 89	 Ref. PUMA P 90		
 Ref. LEON P 90	 Ref. IRATI P 91	 Ref. ATENAS P 91	 Ref. PICO P 92	 Ref. ENDIKA P 92	 Ref. TIGRE P 93	 Ref. PARIS P 93		
 Ref. CANA P 94	 Ref. SEVILLA P 94	 Ref. ROMA P 95	 Ref. VALENCIA P 95	 Ref. 608SS/ESP P 96	 Ref. 608BL/ESP P 96	 Ref. 608L/ESP P 96	 Ref. 608 P 97	
 Ref. 609 P 97	 Ref. 708 P 97	 Ref. 832/C P 98	 Ref. 832/R P 98	 Ref. 830 P 98	 Ref. 831 P 98	 Ref. CER2020 P 99	 Ref. BAVARO P 100	 Ref. SAN JUAN P 100
 Ref. AFRICA P 101	 Ref. SPAIN P 101							

Herrajes para Puertas

Door Fittings



Ref. **MONICA**
P 104



Ref. **MONICA AB**
P 104



Ref. **LAURA**
P 104



Ref. **LAURA AB**
P 104

NEW



Ref. **757**
P 105

NEW



Ref. **L3351**
P 105

NEW



Ref. **MARD-1**
P106



Ref. **MAPD-1**
P106



Ref. **MARD-2**
P106



Ref. **MAPD-2**
P106



Ref. **RICO**
P106



Ref. **MARD-3**
P106



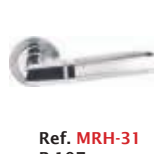
Ref. **MAPD-3**
P106



Ref. **MRH-30**
P 107



Ref. **MPRH-30**
P 107



Ref. **MRH-31**
P 107



Ref. **MPRH-31**
P 107



Ref. **DICAPRI**
P 107



Ref. **MPDICAPRI**
P 107



Ref. **MILANO**
P 108



Ref. **MPMILANO**
P 108



Ref. **BELO**
P 108



Ref. **MPBELO**
P 108



Ref. **BATIATO**
P 108



Ref. **MPBATIATO**
P 108



Ref. **MRH-40**
P 109




Ref. **VERONA**
P 109



Ref. **BOLONIA**
P 109



Ref. **SIENA**
P 109



Ref. **MARDO-1**
P 110



Ref. **MAPDO-1**
P 110



Ref. **MARDO-3**
P 110



Ref. **MARDV-1**
P 110



Ref. **MPO-1**
P 111



Ref. **MPO-2**
P 111



Ref. **MPO-3**
P 111



Ref. **MPNS-1**
P 111



Ref. **MPV-1**
P 111



Ref. **MPV-3**
P 111



Ref. **MANPO1**
P 111



Ref. **9020**
P 112



Ref. **9021**
P 112



Ref. **3352L**
P 112



Ref. **3351L**
P 112



Ref. **MRUS-1**
P 113



Ref. **MRUS-2**
P 113



Ref. **MANRUS-1**
P 113



Ref. **9001**
P 113



Ref. **9000**
P 113



Ref. **MAN-DA1/200**
P 114



Ref. **MAN-RICO/200**
P 114



Ref. **MAN-DA2/200**
P 114



Ref. **MAN-DA3/200**
P 115



Ref. **MAN-H31/200**
P 115



Ref. **MAN-H30/200**
P 115



Ref. **MURA-1**
P 116



Ref. **MURA-3**
P 116



Ref. **MURAO-1**
P 116



Ref. **MURAO-3**
P 116



Ref. **MURA-1C**
P 117




Ref. **MURA-3C**
P 117



Ref. **MURA**
P 117



Ref. **BOCA-1**
P 117



Ref. **BOCA-2**
P 117



Ref. **BOCA-1C**
P 117



Ref. **403-C100**
P 118



Ref. **406**
P 118



Ref. **403**
P 119



Ref. **404**
P 119



Ref. **313**
P 119




Ref. **307**
P 119



Ref. **905C**
P 120




Ref. **905CR**
P 120



Ref. **905**
P 120




Ref. **905R**
P 120




Ref. **105**
P 121



Ref. **105R10**
P 121



Ref. **906**
P 122



Ref. **907**
P 122



Ref. **908**
P 122



Ref. **200180**
P 123



Ref. **201180**
P 123



Ref. **20090A**
P 123



Ref. **20190A**
P 123



Ref. **20090B**
P 123



Ref. **20190B**
P 123



Ref. **10000**
P 124

Herrajes para Puertas

Door Fittings



Ref. 10100
P 124



NEW
Ref. 10101
P 125



NEW
Ref. 10102
P 125



Ref. KIKU3
P 126



Ref. KIKU3-L
P 126



Ref. M14
P 126



NEW
Ref. SEGUR21
127

Herrajes para Muebles

Furniture Fittings



Ref. GCAJA
P 130

NEW



Ref. BOX21
P 131

Ref. GC09
P 132

Ref. GC07
P 132

Ref. GC10
P 132

NEW



Ref. DS
P 133



Ref. DB450
P 134



Ref. DB450P
P 134



Ref. DB450S
P 134



Ref. DB450H
P 135



Ref. DB350
P 135

NEW



Ref. DB270
P 135

NEW



Ref. DB170
P 136



Ref. TECLADO400
P 136

NEW



Ref. G
P 136



Ref. 737-L
P 137



Ref. 737-A
P 137



Ref. 737-SA
P 137



Ref. PS-23
P 137



Ref. 630-L
P 138



Ref. 645-L
P 138



Ref. 690-L
P 138



Ref. 6135-L
P 139



Ref. 680-L
P 139

NEW



Ref. 737-LBR
P 139



Ref. 737-LCL
P 140



Ref. 737-ACL
P 140



Ref. 737-SACL
P 140



Ref. PS-25
P 140



Ref. 680-LCL
P 141



Ref. 695-LCL
P 141



Ref. 610-LCLE4
P 141



Ref. 737-LCLE3
P 142



Ref. 737-ACLE3
P 142



Ref. 737-SACLE3
P 142



Ref. 610-LCL
P 143



Ref. 610-ACL
P 143



Ref. 610-SACL
P 143



Ref. 681-LCL
P 144



Ref. 646-LCL
P 144



Ref. 641-LCL
P 144



Ref. 600S
P 144

NEW

NEW

NEW



Ref. 610-LCLE3
P 145



Ref. 610-ACLE3
P 145



Ref. 610-SACLE3
P 145



Ref. 41-M
P 146



Ref. 42-M
P 146



Ref. 43-M
P 146



Ref. PS27
P 146



Ref. 601-L
P 147



Ref. 601-A
P 147



Ref. 601-SA
P 147



Ref. PS-23
P 147



Ref. 600
P 148



Ref. 206-M
P 148



Ref. 415
P 148



Ref. G2002
P 149



Ref. G3003
P 149



Ref. 9-D / 9-I
P 149



Ref. CESC
P 150



Ref. E15-G
P 150



Ref. E15-NE
P 150



Ref. E15-MG
P 150



Ref. E13-G
P 150



Ref. G1
P 151



Ref. 200
P 151



Ref. 201
P 151



Ref. 203
P 151

NEW

Herrajes para Muebles

Furniture Fittings

NEW



Ref. 731 CUA-O
P 151



Ref. 202
P 151



Ref. 736
P 152



Ref. 730B
P 152



Ref. 7250
P 152



Ref. 7251
P 152



Ref. 733
P 152



Ref. 1
P 152



Ref. A-G
P 152



Ref. U
P 152



Ref. L
P 152



Ref. H1
P 152



Ref. T12
P 153



Ref. TARCO
P 153



Ref. U220
P 153



Ref. U221
P 154



Ref. TC15
P 154



Ref. TC12
P 154



Ref. TC25
P 155



Ref. TP12
P 155



Ref. ARRAIN
P 155



Ref. TXORI
P 155



Ref. TC12C2
P 156

NEW



Ref. MOLA192
P 156

NEW



Ref. INDA
P 156

NEW



Ref. JAKE
P 157

NEW



Ref. VITORIA
P 157

NEW



Ref. OPORTO
P 157

NEW



Ref. 100
P 158



Ref. 101
P 158



Ref. 102
P 158



Ref. 103
P 158



Ref. 104
P 158



Ref. 106
P 158



Ref. 8000/1
P 159



Ref. 8000/2
P 159



Ref. 8000/3
P 159



Ref. 8000/6
P 159



Ref. 8000/7
P 160



Ref. 8000/8
P 160



Ref. 8000/9
P 160



Ref. A27
P 160



Ref. 7000
P 161



Ref. 6000
P 161



Ref. 800
P 162



Ref. PA1
P 162



Ref. PA2
P 162



Ref. PA3
P 163



Ref. PA4
P 163



Ref. PA5
P 163

NEW



Ref. 732
P 164



Ref. 731
P 164



Ref. 734
P 164



Ref. 735
P 164



Ref. PELICANO 1
P 165



Ref. PELICANO 2
P 165



Ref. PELICANO 3
P 165



Ref. PELICANO 4
P 166



Ref. PELICANO 5
P 166



Ref. PELICANO 6
P 166



Ref. 17101
P 166

NEW



Ref. OTUBO
P 167

NEW



Ref. 23501
P 167

NEW



Ref. 23502
P 167

NEW



Ref. 23503
P 167

NEW



Ref. 20
P 168



Ref. 2710
P 168



Ref. 40380NE
P 169

NEW



Ref. PATA30
P 169

NEW

Ruedas para Muebles

Castors for Furniture




Herrajes General

General Hardware



HERRAJES INOXIDABLES
STAINLESSS STEEL FITTINGS





14	Manillas	<i>Door Handles</i>
22	Manillones	<i>Pull Handles</i>
26	Complementos	<i>Accessories</i>
29	Placa y Pomos de Puerta	<i>Door Plates and Door Knob</i>
31	Tiradores y Pomos de Mueble	<i>Furniture Handles / Knobs</i>
34	Bisagras y Pernios	<i>Hinges</i>
44	Pasadores	<i>Barrel Bolts</i>
46	Mecanismo	<i>Kit for door</i>
49	Herrajes de Cabinas Sanitarias	<i>Sanitary Cabinet Fittings</i>
50	Topes de Puerta y Pared	<i>Door Stoppers and Wall Bumpers</i>
52	Otros	<i>Others</i>

Manillas Door Handles

Ref. ALEA



Roseta cuadrada
Inoxidable 304
Exterior e interior

*Square rosette
Stainless Steel 304
Exterior and interior*

Ref. ACHA



Roseta cuadrada
Inoxidable 304
Exterior e interior

*Square rosette
Stainless Steel 304
Exterior and interior*

Ref. FEGU



Roseta redonda
Inoxidable 304
Exterior e interior

*Round rosette
Stainless Steel 304
Exterior and interior*

Ref. ILAR



Roseta redonda
Inoxidable 304
Exterior e interior

*Round rosette
Stainless Steel 304
Exterior and interior*

Manillas Door Handles

Ref. MRD-1



Manilla maciza
Solid handle

Ref. MPD-1



Placa con tirafondos
Plate with screws

Medida Size
245x45 mm.

Ref. NOVO



Manilla maciza
Solid handle

Ref. MPNOVO



Placa con tirafondos
Plate with screws

Medida Size
245x45 mm.

Manillas Door Handles

Ref. MRD-2



Ref. MPD-2



Placa con tirafondos
Plate with screws

Medida Size
245x45 mm.

Ref. RICOIOX



Ref. MP-RICOIOX



Placa con tirafondos ocultos
Plate with invisible screws

Medida Size
245x45 mm.

Manillas Door Handles

Ref. MRL-1



Roseta
Disponible en Inoxidable 316
Rosette
Available Stainless Steel 316

Ref. MPL-1



Placa con tirafondos
Plate with screws

Medida Size
245x45 mm.

Ref. MVL-1



Ref. MPLS-1



Placa con tirafondos ocultos
Plate with invisible screws

Medida Size
245x45 mm.

Ref. MPCL-1



Medida Size
170x170 mm.

Posibilidad de manillones
y de troquelar.
Available Pull Handles.
Available with key hole.

Manillas Door Handles

Ref. MRL-2



Roseta
 Disponible en Inoxidable 316
 Rosette
 Available Stainless Steel 316

Ref. MPL-2



Placa con tirafondos
 Plate with screws

Medida Size
 245x45 mm.

Ref. MPLS-2



Placa con tirafondos ocultos
 Plate with invisible screws

Medida Size
 245x45 mm.

Ref. MPCL-2



Medida Size
 170x170 mm.

Posibilidad de manillones
 y de troquelar.
 Available Pull Handles.
 Available with key hole.

Manillas Door Handles

Ref. **MRL-3**



Roseta
Rosette

Ref. **MPL-3**



Placa con tirafondos
Plate with screws

Medida Size
245x45 mm.

Ref. **MPLS-3**



Placa con tirafondos ocultos
Plate with invisible screws

Medida Size
245x45 mm.

Ref. **MPCL-3**



Medida Size
170x170 mm.

Posibilidad de manillones
y de troquelar.
Available Pull Handles.
Available with key hole.

Manillas Door Handles

Ref. MRU-1



Roseta
 Disponible en Inoxidable 316
 Rosette
 Available Stainless Steel 316

Ref. MPU-1



Placa con tirafondos
 Plate with screws

Medida Size
 245x45 mm.

Ref. MPUS-1



Placa con tirafondos ocultos
 Plate with invisible screws

Medida Size
 245x45 mm.

Ref. MPCU-1



Medida Size
 170x170 mm.

Ref. MANCU-1
 Posibilidad de manillones
 y de troquelar.
 Available Pull Handles.
 Available with key hole.

Manillas Door Handles

Ref. MPC-1



Placa con tirafondos ocultos
Plate with invisible screws

Medida Size
245x45 mm.
∅ 20x10 mm.

Ref. MCLR-1



Roseta Rosette
Medida Size
∅ 20x10 mm.



Ref. MCLR-2



Roseta Rosette
Medida Size
∅ 20x10 mm.



Ref. MCLR-3



Roseta Rosette
Medida Size
∅ 20x20 mm.

Ref. QUITO



Placa con tirafondos ocultos
Plate with invisible screws

Medida Size
330x65 mm.



Manillones Pull Handles

Ref. MAN-D1/200



Medida Size

Ref. MAN-D1/200: 200 mm.

Acabado

Inoxidable

Finished

Stainless steel

Manilla maciza

Solid handle

Ref. MAN-1



Medidas Sizes

Ref. MAN-1/150: 150 mm. Ø19

Ref. MAN-1/200: 200 mm. Ø19

Ref. MAN-1/250: 250 mm. Ø19

Ref. MAN-1/300: 300 mm. Ø19

Ref. MAN-1/400: 400 mm. Ø19

Ref. MAN-1/500: 500 mm. Ø19

Ref. MAN-1/600: 600 mm. Ø19

Ref. MAN-1/700: 700 mm. Ø19



Acabado

Inoxidable

Finished

Stainless steel

Ref. MAN-2



Medidas Sizes

Ref. MAN-2/150: 150 mm. Ø19

Ref. MAN-2/200: 200 mm. Ø19



Acabado

Inoxidable

Finished

Stainless steel

Ref. MAN-C/200



Medida Size

Ref. MAN-C/200: 200 mm.

Acabado

Inoxidable

Finished

Stainless steel

Manillones Pull Handles



Ref. 2002



Medidas Sizes

- Ref. 2002200: 19x200 mm.
- Ref. 2002250: 19x250 mm.
- Ref. 2002300: 19x300 mm.
- Ref. 2002400: 25x400 mm.
- Ref. 2002600: 25x600 mm.

Ref. 2001



Medidas Sizes

- Ref. 2001250: 19x250 mm.
- Ref. 2001300: 19x300 mm.
- Ref. 2001400: 25x400 mm.
- Ref. 2001600: 25x600 mm.

Ref. 2003



Medidas Sizes

- Ref. 2003250: 20x20x250 mm.
- Ref. 2003300: 20x20x300 mm.
- Ref. 2003400: 25x25x400 mm.
- Ref. 2003600: 25x25x600 mm.

Manillones Pull Handles

Ref. 1000

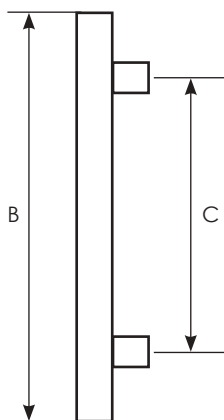
Ref. 3004



Manillones desplazados 45°
45° Pull Handles

Medidas Sizes

40 x 10 x (C) 300 x 500 (B) mm
40 x 10 x (C) 400 x 600 (B) mm



Manillones desplazados 45°
45° Pull Handles

Medidas Sizes

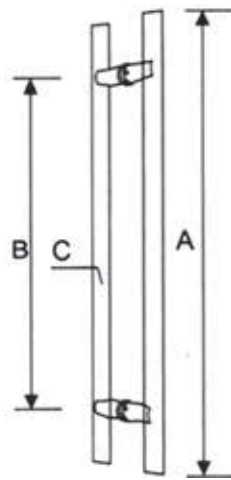
30 x (C) 300 x 500 (B) mm
30 x (C) 400 x 600 (B) mm

Manillones Pull Handles

Ref. 3002



Medidas Sizes	C	B	A
Ref. 3002200	19	200	300
Ref. 3002250	25	250	350
Ref. 3002300	25	300	400
Ref. 3002400	25	400	500
Ref. 3002500	25	500	600
Ref. 3002900	32	900	1000



Ref. 3003



Medidas Sizes	C	B	A
Ref. 3003300	25 x 25	300	400
Ref. 3003400	25 x 25	400	500
Ref. 3003500	25 x 25	500	600
Ref. 3003900	32 x 32	915	1115

Ref. 4002



Medida Size
Ref. 4002400: 32x400 mm.

Complementos Accessories

Ref. BOC-1



Diámetro Ø53 mm
Diameter Ø53 mm

Ref. BOC-1S



Diámetro Ø53 mm
Seguridad
Diameter Ø53 mm
Security

Ref. BOC-2



Diámetro Ø53 mm
Diameter Ø53 mm

Ref. BOC-C1



Medida *Size*
53x53 mm.

Ref. BOC-C1S



Medida *Size*
53x53 mm.

Complementos Accessories

Ref. **MUR-1**



Diámetro Ø35 mm
Diameter Ø35 mm

Ref. **MUR-3**



Diámetro Ø53 mm
Diameter Ø53 mm

Ref. **MUR-C**



Medida Size
35x35 mm.

Ref. **MUR-C1**



Medida Size
53x53 mm.

Ref. **MUR-2**



Diámetro
Ø53 mm.

Muletilla
Rojo y verde

Diameter
Ø53 mm.

Deadbolt
Red and green



Fijaciones Interiores y Exteriores Interiors and Exteriors Fixing S.S. pull handle

Ref. FIJ-Interior



Fijaciones interiores
Interiors fixing
Ref. FIJ19I Ø19 mm.
Ref. FIJ25I Ø25 mm.
Ref. FIJ32I Ø32 mm.

Ref. FIJ-Exterior



Fijaciones exteriores
Exteriors fixing
Ref. FIJ19E Ø19 mm.
Ref. FIJ25E Ø25 mm.
Ref. FIJ32E Ø32 mm.

Separadores de Cristal Glass Holders

Ref. 43001 / 43002



Acabado
 Inoxidable 18/8

Finished
 Stainless Steel

Medidas
Ref. 43001: 25 x 42 mm
Ref. 43002: 25 x 20 mm

Sizes
Ref. 43001: 25 x 42 mm
Ref. 43002: 25 x 20 mm

Placas y Pomos de puerta Door Plates and Door Knobs

Ref. **PATAGONIA**



Medida Size
245 x 45 mm.
C-C 116 mm.



Ref. **USHUAIA**



Medida Size
245 x 45 mm.
C-C 116 mm.



Ref. **ANDES**



Medida Size
300 x 75 mm.
C-C 150 mm.



Ref. **PLACA**



Medidas Sizes
300 x 75 mm.
300 x 100 mm.



Ref. **ARTICO**



Medida Size
300 x 75 mm.
C-C 225 mm.



Placas y Pomos de puerta Door Plates and Door Knobs



Ref. 3350



Acabado
Inoxidable
Diámetro
85 mm.
Pomo
70 mm.

Finished
Stainless steel
Diameter
85 mm.
Door Knob
70 mm.

Altura Height
70 mm.

Ref. 3351



Ref. 3352



Acabado
Inoxidable
Diámetro
70 mm.
Finished
Stainless steel
Diameter
70 mm.

Altura Height
100 mm.

Ref. 630



Medida Size
Ø53 x 60 mm.

Acabado
Inoxidable
Giratorio

Finished
Stainless steel
Swivel



Ref. 631



Medida Size
Ø53 x 65 mm.

Acabado
Inoxidable
Giratorio

Finished
Stainless steel
Swivel



Tiradores y Pomos de Muebles Furniture Handles / Knobs

Ref. T12



Diámetro Diameter
Ø 12 mm.

Acabado
Inoxidable
Finished
Stainless Steel

Medidas Sizes
96 mm. 292 mm. 492 mm.
128 mm. 320 mm. 592 mm.
160 mm. 342 mm. 692 mm.
192 mm. 392 mm. 792 mm.
242 mm. 442 mm. 1092 mm.

Ref. TARCO



Diámetro Diameter
Ø 10 mm.

Acabado
Inoxidable
Finished
Stainless Steel

Medidas Sizes
96 mm.
128 mm.
160 mm.
192 mm.
224 mm.
320 mm.

Ref. U220



Diámetro Diameter
Ø 12 mm.

Acabado
Inoxidable
Finished
Stainless Steel

Medidas Sizes
96 mm. 256 mm.
128 mm. 288 mm.
160 mm. 320 mm.
192 mm.
224 mm.

Ref. U221



Diámetro Diameter
Ø 10 mm.

Acabado
Inoxidable
Finished
Stainless Steel

Medidas Sizes
96 mm. 256 mm.
128 mm. 288 mm.
160 mm. 320 mm.
192 mm.
224 mm.

Ref. TC15/TC15



Sección Section
Ø 15 x 15 mm.
Ø 12 x 12 mm.

Acabado
Inoxidable
Finished
Stainless Steel

Medidas Sizes
96 mm. 256 mm.
128 mm. 288 mm.
160 mm. 320 mm.
192 mm.
224 mm.

Ref. TC12C2



Acabado
Pata: Cromo Brillo
Barra: Inoxidable

Finished
Leg: Chrome Plated
Bar: Stainless Steel

Medidas Sizes
12 x 12 mm
128 mm.
160 mm.
192 mm.

Tiradores y Pomos de Muebles Furniture Handles / Knobs

Ref. **TC25**



Acabado
Inoxidable
Finished
Stainless Steel

Sección Section
Ø 13 x 25 mm.

Medidas Sizes
128 mm. 256 mm.
160 mm. 288 mm.
192 mm. 320 mm.
224 mm.

Ref. **TP12**



Acabado
Inoxidable
Finished
Stainless Steel

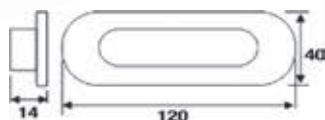
Sección Section
Ø 12 x 12 mm.

Medidas Sizes
96 mm. 256 mm.
128 mm. 288 mm.
160 mm. 320 mm.
192 mm.
224 mm.


Ref. **9005**



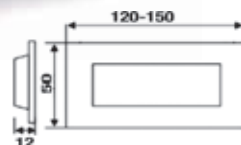
Acabado
Inoxidable
Cuero
Finished
Stainless steel
Antique brass



Medida Size
120x40 mm.



Acabado
Inoxidable
Cuero
Finished
Stainless steel
Antique brass



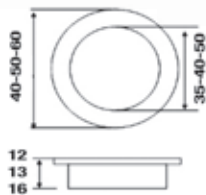
Medidas Sizes
Ref 9008/120: 120 x 50 mm
Ref 9008/150: 150 x 50 mm

Ref. **9006**



Acabado
Inoxidable
Finished
Stainless Steel

Medidas Sizes
Ref. 9006-40: 40 mm.
Ref. 9006-50: 50 mm.
Ref. 9006-65: 65 mm.

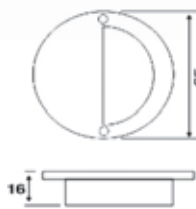


Ref. **9007**



Acabado
Inoxidable
Finished
Stainless Steel

Medida Size
65 mm.

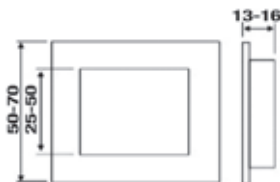


Ref. **9004**




Acabado
Inoxidable
Finished
Stainless Steel

Medidas Sizes
Ref. 9004-50: 50 x 50 mm.
Ref. 9004-70: 70 x 70 mm.



Tiradores y Pomos de Muebles Furniture Handles / Knobs


Ref. 100



Acabado
Satinado
Finished
Satin

Medidas Sizes
20 mm.
25 mm.
30 mm.
35 mm.

Ref. 101



Acabado
Satinado
Finished
Satin

Medidas Sizes
20 mm.
25 mm.
30 mm.
35 mm.

Ref. 102



Acabado
Satinado
Finished
Satin

Medidas Sizes
10 mm.
15 mm.
20 mm.
25 mm.
30 mm.

Ref. 103



Acabado
Satinado
Finished
Satin

Medidas Sizes
12 mm.
16 mm.
20 mm.

Ref. 104



Acabado
Satinado
Finished
Satin

Medidas Sizes
16 x 16 mm
20 x 20 mm

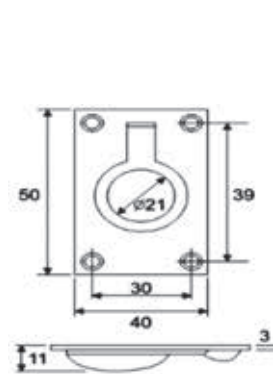
Ref. 106



Acabado
Satinado
Finished
Satin

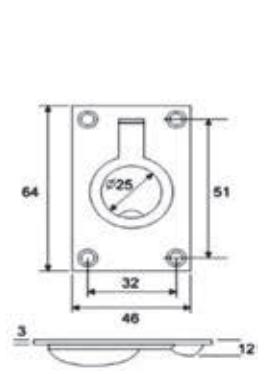
Medidas Sizes
12 x 20 mm
22 x 25 mm
25 x 30 mm

Ref. 9011



Medida Size
50 x 40 mm

Ref. 9012



Medida Size
64 x 46 mm

Bisagras y Pernios Hinges

Bisagras Pequeñas *Small Hinges*

Ref. **202**



Medidas Sizes

Ref. 20275CC: 70x50 mm.

Ref. 20264CC: 60x40 mm.

Ref. 20254CC: 50x40 mm.

Con tirafondos Inox.

With stainless steel screw

Ref. **203**



Bisagra
Hinge



Acabado

Inoxidable

Finished

Stainless Steel

Medidas Sizes

50x40 mm.

60x40 mm.

70x50 mm.

70x60 mm.

80x60 mm.

100x70 mm.

Bisagras y Pernios Hinges

Bisagras Pequeñas *Small Hinges*

Ref. 207



Pernio
Hinge



Acabado
Inoxidable
Finished
Stainless Steel

Medidas Sizes
50x40 mm.
60x40 mm.
70x50 mm.
70x60 mm.
80x60 mm.
100x70 mm.



Ref. 307



Medidas Sizes
sRef. 307/3530I: 35x30x0.8 mm
Ref. 307/4035I: 40x35x0.8 mm
Ref. 307/5040I: 50x40x0.8 mm
Ref. 307/6050I: 60x50x1.0 mm
Ref. 307/8060I: 80x60x1.2 mm

Posibilidad de color latón en hierro.
Available Brass finished in steel.

Bisagras y Pernios Hinges



Ref. 405

Ref. 405-C



Medidas Sizes
95x55x2 mm.
100x57x2 mm.



Medidas Sizes
95x55x2 mm.
100x57x2 mm.
120x60x3 mm.

Remate chato o plano
Flat tip



Ref. 405-CC



Medidas Sizes
95x55x2 mm.
100x55x2 mm.

Remate chato o plano
Flat tip



Bisagras y Pernios Hinges

Ref. 412/424



Canto Cuadrado
Square

Medidas Sizes

Ref. 412: 120x86x3 mm
Ref. 424: 90x65x2,5 mm
Ref. 413: 120x86x3 mm
Ref. 423: 90x65x2,5 mm

Posibilidad INOX 316
Available INOX 316

Posibilidad marcado CE
Available CE

Ref. 413/423



Canto Redondo
Round

Ref. 301-A/302-A/303-A/424-A



Medidas Sizes

Refs. 301-A y 301-AR: 76x51,5x2 mm
Refs. 302-A y 302-AR: 76x58x2,5 mm
Refs. 303-A y 303-AR: 89x56,2x2 mm
Refs. 424-A y 424-AR: 90x65x2,5 mm

Media separación
Half separation

Ref. 301-AR/302-AR/303-AR/424-AR



Ref. 426/428/430



Medidas Sizes

Ref. 426: 100x86x3 mm
Ref. 428: 90x65x2,5 mm
Ref. 430: 120x86x3 mm

Separación completa
Complete separation

Ref. 425/427/429



Medidas Sizes

Ref. 425: 100x86x3 mm
Ref. 427: 90x65x2,5 mm
Ref. 429: 120x86x3 mm

Separación completa
Complete separation

Bisagras y Pernios Hinges

Bisagras de Vaivén de Acero Inoxidable 18/8 AISI 304 *Stainless Steel Spring Hinges 18/8 AISI 304*

Ref. 907



Acabado Finished
Acero Inoxidable
Stainless Steel

Medidas Sizes

Ref. 908: 180 x 133 x 4 mm.

Ref. 907: 180 x 80 x 4 mm.

Ref. 908



Ref. 909



Acabado Finished
Inoxidable
Stainless Steel

Medidas Sizes

3" 75 x 75 mm.

4" 100 x 100 mm.

Con tiradores Inox
With Stainless Steel Screws

Pernios Ignífugos *Fireproof Hinges*

Ref. 480 / 481



Acabado Finished
Inoxidable
Stainless Steel

Medida Size
140 x 80 x 3 mm.

Con muelle
With Spring

Ref. 480

Sin muelle
Without Spring

Ref. 481

Bisagra de Resorte *Spring Hinge*

Ref. 482



Acabado Finished
Inoxidable
Stainless Steel

Medida Size
4" x 4" x 3 mm.

Con tirafondos Inox.
With Stainless Steel screws

Bisagras y Pernios Hinges

Bisagras Cuadradas *Butt Hinges*

Ref. 313



Acabado Finished
Inoxidable Cuero
Acero Inoxidable 18/8
Antique Brass
Stainless Steel

Medidas Sizes

2'' x 2'' x 1.5 mm.	3.5'' x 3'' x 2.5 mm.
2.5'' x 2.5'' x 1.5 mm.	4'' x 3'' x 2.5 mm.
3'' x 3'' x 2 mm.	4'' x 4'' x 3 mm.
3.5'' x 3.5'' x 2.5 mm.	5'' x 3'' x 2.5 mm.

Con tirafondos Inox.
With Stainless Steel screws.

Ref. 313R



Con rodamiento
With Ball Bearing



Ref. 313-S



Acabados Finished
Inoxidable 18/8
Inox. Antique Brass
Stainless Steel
Antique Brass

Medidas Sizes
3.5'' x 3.5'' x 2.5 mm.
4'' x 4'' x 3 mm.



Con tirafondos Inox.
With Stainless Steel Screws.

Ref. 1004



Medida Size
100 x 75 x 2,5 mm.

Inoxidable
Stainless Steel



Bisagras y Pernios Hinges

Ref. 505



Acabados *Finished*

Inoxidable
Zincado
Stainless Steel
Zinc Plated

Referencias *References*

Ref. 50554CC: 50 x 40 mm.
Ref. 50565CC: 60 x 50 mm.
Ref. 50576CC: 70 x 60 mm.
Ref. 50587CC: 80 x 70 mm.
Ref. 5051080CC: 100 x 80 mm.



Ref. 70576CC



Medida *Size*

70x60x2 mm.

Con 4 arandelas de rodamiento

With 4 washers



Bisagra de Piano *Piano Hinge*

Ref. PIANOIOX



Medida *Size*

32 x 0,7 x 1000 mm.

Acabados *Finished*

Inoxidable
Stainless Steel

Con tirafondos Inox.

With Stainless Steel Screws.



Bisagras y Pernios Hinges

Ref. 905-IOXC



Canto Cuadrado
Square

Medida Size
150 x 80 x 3 mm.

Radio Angle
Ref. 905IOXCRC: 16
Ref. 905IOXEC: 12/10

Pueden ser suministradas con remate largo Ref 905IOX
Available with crown tip Ref 905IOX

Ref. 905-IOXCRC / 905-IOXEC



Canto Redondo
Round

Ref. 905-IOXCRCR



Canto Redondo
Round

Medida Size
150 x 80 x 3 mm.
Terminaciones Angle
Canto cuadrado Square
Canto redondo Round r-16
Canto redondo Round r-10, r-12

Con rodamiento
With ball bearing

Ref. 905-IOXRC



Sin remate
Flat tip

Ref. 1278



Medida Size
127 x 78 x 3 mm.

Acabado
Inoxidable
Finished
Stainless Steel



Ref. 1280



Canto cuadrado Square
Ref.: 1280IOX
Canto redondo Round
Ref.: 1280IOXR

Medida Size
120 x 80 x 3 mm.

Acabado
Inoxidable
Finished
Stainless Steel



Bisagras y Pernios Hinges

Bisagras Ocultas *Invisible Hinges*

Ref. BC



Medida Size
 45x13 mm.
 60x13 mm.
 70x16 mm.
 95x19 mm.
 118x28 mm.

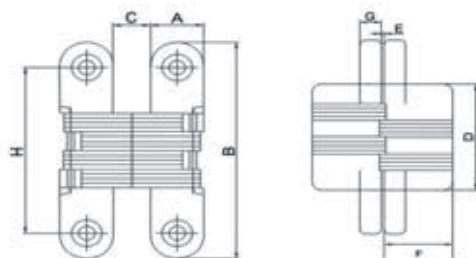
Con tirafondos Inox.
With Stainless Steel Screws



Medidas Sizes	BC-118/28 118 x 28	BC-95/19 95 x 19	BC-70/16 70 x 16	BC-60/13 60 x 13	BC-45/13 45 x 13
A	28	19	16	13	13
B	117,5	95	70	60	45
C	22	13	11	9	9
D	61,5	51,5	34	30,5	19
E	1,4	1,2	0,8	0,8	0,8
F	41	27	22,5	18	18
G	10	9	7	6	5
H	88	73	51	47	30,5

Espeor de puerta <i>Thickness of door</i>	40-60 mm	30-40 mm	25-35 mm	20-30 mm	20-30 mm
Resisten. puerta <i>Max load for door</i>	50 kg	25 kg	15 kg	10 kg	5 kg

3 bisagras por puerta 3 hinges in one standard door



Ref. BC-R



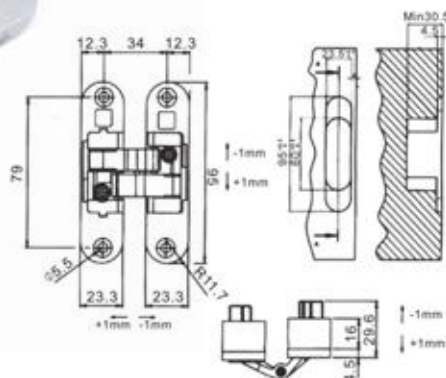
Medida Size
 95x23 mm.
 110x30 mm.

Con tirafondos Inox.
With Stainless Steel Screws

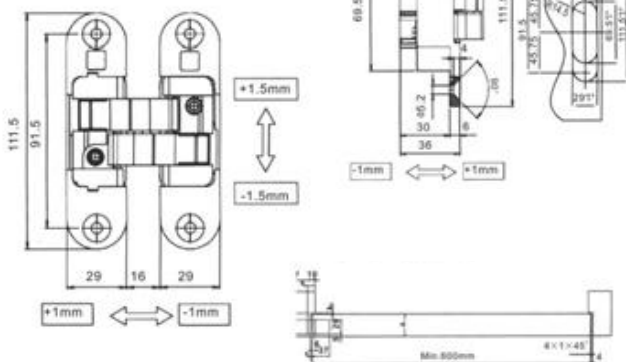
3D Regulador
3D Adjustable



BC-95/23R



BC-110/30R



Medidas Sizes	BC-110/30R 110x30 mm	BC-95/23R 95x23 mm
Espeor de puerta <i>Thickness of door</i>	≥40 mm	≥35 mm
Ancho de puerta <i>Width of door</i>	≥1000 mm	≥1000 mm
Resist. por puerta <i>Max load for door</i>	65 kg	40 kg

3 bisagras por puerta
 3 hinges in one standard door

Bisagras de Piso con resorte Flush Hinges

Ref. 10000



Acabados Finished

AB Antique brass *Antique brass*
NS Níquel satinado *Satin Nickel*
L Oro latonado *Brass Plated*
IOX Inoxidable *Stainless Steel*

Peso máximo Max Weight

75 kgs.

Ref. 10100



Material

Acero Inoxidable
Stainless Steel

Peso máximo Max Weight

100 kgs.

Ref. 10101



Material

Acero Inoxidable
Stainless Steel

Peso máximo Max Weight

200 kgs.

Ref. 10102



Material

Acero Inoxidable
Stainless Steel

Peso máximo Max Weight

100 kgs.



Pasadores Barrel Bolts

Ref. 455IOX



	70	85	100	120
Ancho base <i>Width</i>	67 mm	67 mm	67 mm	67 mm
Ø Pasador <i>Ø Bar</i>	13 mm	13 mm	13 mm	15 mm
Agujeros Base <i>Hole</i>	4 mm	4 mm	6 mm	6 mm

Agujero porta candado
With padlock holes in the bar

Acabado Finished
IOX Inoxidable 18/8
IOX Stainless Steel

Ref. 318IOX



Acabado Finished
IOX Inoxidable 18/8
IOX Stainless Steel

* Con dos puentes
* With two supports

	200	250	300	400*	500*	600*
Ancho base <i>Width</i>	67 mm	67 mm	67 mm	67 mm	67 mm	67 mm
Largo base <i>Length</i>	85 mm	85 mm	120 mm	120 mm	120 mm	120 mm
Pasador <i>Ø Bar</i>	13 mm	13 mm	15 mm	15 mm	15 mm	15 mm
Agujeros Base <i>Hole</i>	4 mm	4 mm	6 mm	6 mm	6 mm	6 mm

Ref. 385



Acabado
IOX Inoxidable 18/8

Finished
IOX Stainless Steel



Medidas Sizes
30 mm.
40 mm.
50 mm.
80 mm.
100 mm.

Ref. 500



Acabado
IOX Inoxidable 18/8


Finished
IOX Stainless Steel

Medidas Sizes
160 mm.
200 mm.
250 mm.
300 mm.



Pasadores Barrel Bolts

Ref. 317



Ref	Medidas Sizes	Material
317/150	150 mm	Inox 18/8 <i>Stainless Steel</i>
317/200	200 mm	Inox 18/8 <i>Stainless Steel</i>
317/250	250 mm	Inox 18/8 <i>Stainless Steel</i>
317/300	300 mm	Inox 18/8 <i>Stainless Steel</i>
317/400	400 mm	Inox 18/8 <i>Stainless Steel</i>
317/500	500 mm	Inox 18/8 <i>Stainless Steel</i>

Ref. 501



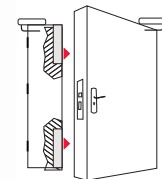
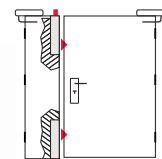
Medidas Sizes
4" / 100 mm.
6" / 150 mm.
8" / 200 mm.
10" / 250 mm.

Acabados
Inoxidable 18/8
V Cuero

Finished
Stainless Steel
V *Antique Brass*

Con tiradores Inox.
With Stainless Steel screws

Ref. 502



Acabado Finished
Inoxidable 18/8
Stainless Steel

Medida Sizes
6"

Con tirafondos Inox.
With Stainless Steel screws.

Mecanismos Kits for door

Mecanismos para Puerta Principal *Lock sets for the main door*

Ref. **MENDOZA**

Composición Kit



Manillón exterior
Exterior pull handle



Manilla interior
Interior lever handle

Cerradura
Mortise lock



Bombillo de seguridad
Security cylinder

Ref. **SIGLO**

Composición Kit



Manilla interior
Interior lever handle



Pomo exterior
Exterior door knob



Bocallaves
Keyholes

Cerradura
Mortise lock



Bombillo de seguridad
Security cylinder

Mecanismos Kits for door

Mecanismos para Puerta Principal Lock sets for the main door

Ref. **COLONIA**



Composición Kit

Manillón exterior
Exterior pull handle



Manilla interior
Interior lever handle

Cerradura
Mortise lock



Bombillo de seguridad
Security cylinder



Ref. **ULISES**



Composición Kit

Manillón exterior
Exterior pull handle



Manilla interior
Interior lever handle

Cerradura
Mortise lock



Bombillo de seguridad
Security cylinder



Mecanismos Kits for door

Mecanismos para Puerta Principal *Lock sets for the main door*

Ref. **MILAN**

Composición **Kit**



Manillas
Door Handles



Cerradura
Mortise lock



Bombillo
Cylinder

Ref. **GENOVA**

Composición **Kit**



Manillas
Door Handles



Cerradura
Mortise lock



Bocallaves
Keyholes



Bombillo
Cylinder

Herrajes de Cabinas Sanitarias Sanitary Cabinet Fittings



Cab 1



Cab 2



Cab 3



Cab 4



Cab 5



Cab 6



Cab 7



Cab 8



Cab 9



Cab 10



Cab 11



Cab 12



Cab 13



Cab 14/M



Cab 14



Cab 15

Tubo / Estructura para Cabina

Tube / Structure of Cabin

Ref. **TUBOIOX**

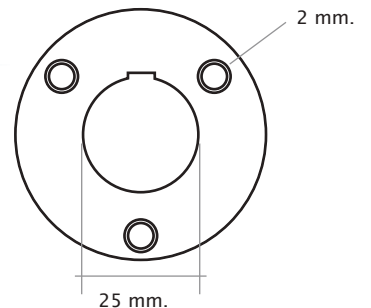


Tubo para cabina
Tube of cabin

Acabado *Finished*
Inoxidable
Stainless steel

Medida *Size*
25x0,8x3000 mm.

Ref. **SOPLAT 25**

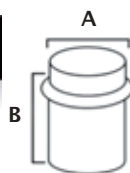


Tubo para cortina
Tube of Curtain

Topes de Puertas y Pared Door Stoppers and Wall Bumpers



Ref. 800



Medida Size

Ref. 8002030: A 20 x B 30 mm.

Ref. 8002530: A 25 x B 30 mm.

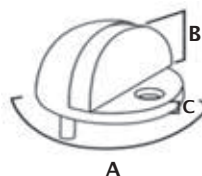
Acabado Finished

Inoxidable

Stainless steel

Ref. 801

Ref. 80045



Medida Size

A: 45 mm.

B: 27,5 mm.

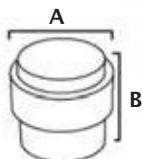
C: 3 mm.

Acabado Finished

Inoxidable

Stainless steel

Ref. 8003035



Medida Size

A: 33 mm.

B: 30 mm.

Acabado Finished

Inoxidable

Stainless steel

Ref. 80045/2



Medida Size

A: 35 mm.

B: 45 mm.

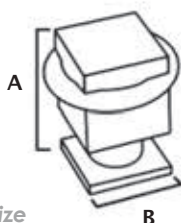
Acabado Finished

Inoxidable

Stainless steel



Ref. 803



Medida Size

A: 35 mm.

B: 20 x 20 mm. Ref. 803/2020

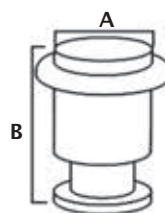
25 x 25 mm. Ref. 803/2525

Acabado Finished

Inoxidable

Stainless steel

Ref. 802



Medida Size

A: 20 x 20 mm. Ref. 802/2020

25 x 25 mm. Ref. 802/2525

B: 35 mm.

Acabado Finished

Inoxidable

Stainless steel

Topes de Puertas y Pared
Door Stoppers and Wall Bumpers



Ref. 800Z1

Acabado Finished
NS Níquel satinado
Satin Nickel



Ref. 800Z2

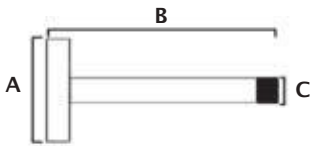
Acabado Finished
NS Níquel satinado
AB Antique Brass
NS Satin Nickel
AB Antique Brass



Topes de Pared Wall Bumpers

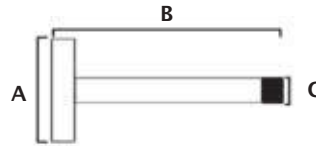
Ref. 801/1

IOX INOX
Medida Size
A 53 mm.
B 95 mm.
C 15 mm.
Acabado Finished
Inoxidable
Stainless steel



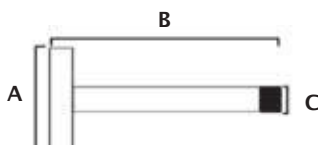
Ref. 801/2

IOX INOX
Medida Size
A 31,5 mm.
B 85 mm.
C 15 mm.
Acabado Finished
Inoxidable
Stainless steel




Ref. 801/3

IOX INOX
Medida Size
A 50 mm.
B 83 mm.
C 19 mm.
Acabado Finished
Inoxidable
Stainless steel



Ref. 801/4

IOX INOX
Medida Size
A 18,8 mm.
B 75 mm.
Acabado Finished
Inoxidable
Stainless steel



Otros Others

Letras, Números y Símbolos Letters, Numbers and Symbol Plates

Ref. 300/Nº



Referencias

- Nº 0: 300/0
- Nº 1: 300/1
- Nº 2: 300/2
- Nº 3: 300/3
- Nº 4: 300/4
- Nº 5: 300/5
- Nº 6: 300/6
- Nº 7: 300/7
- Nº 8: 300/8
- Nº 9: 300/9

Medida Size
120 mm.
Tirafondos ocultos
Invisible screws

Ref. 300/LETRA



Medida Size
120 mm.

Ref. 310/D-H-M



Ref. 310/D discapacitados / 310/H hombre / 310/M mujer
Ref. 310/D disabled / 310/H man / 310/M woman



Diámetro Diameter
76 mm.

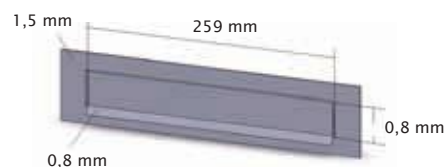
Tirafondos ocultos
Invisible screws

Bocacarta Letter Slot

Ref. BOCACARTA1



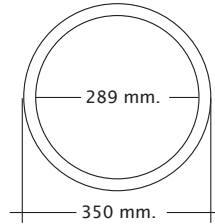
Medida total
Total Size
345 x 74 mm.



Otros Others

Ojo de Buey Window Frame

Ref. Ojo de Buey



Espesor de la puerta ≥ 42 mm
Thickness of the door ≥ 42 mm



Bisagra de Horno Oven hinge

Ref. Barbacoa



Pasador de Ventana Window's bolt

Ref. 901/200



Medida Size
223 x 333 mm.



Ref. 902





SISTEMAS PARA PUERTAS
CORREDERAS
SYSTEM FOR SLIDING DOORS





Acero Inoxidable

- 56 PCB110X
- 57 PCB210X

Rústica

- 58 PCB1
- 59 PCB2

Stainless Steel

- PCB110X*
- PCB210X*

Rustic

- PCB1*
- PCB2*

Acero Inoxidable Stainless Steel

Ref. PCB110X



Material: Inoxidable 304
Guía: 2 Metros
Ancho de la Puerta: ≤1 metro
Peso de la Puerta: ≤ 150KGS
Espesor de Cristal 8-12 mm

Material: Stainless Steel 304
Rail: 2 Meters
Width of Door: ≤ 1 metro
Weight of Door: ≤ 150KGS
Thickness of Glass: 8-12 mm

Acero Inoxidable Stainless Steel

Ref. PCB2IOX



Material: Inoxidable 304
Guía: 2 Metros
Ancho de la Puerta: ≤ 1 metro
Peso de la Puerta: ≤ 150KGS
Espesor de la Puerta: 35-40 o 40-45 mm

Material: Stainless Steel 304
Rail: 2 Meters
Width of Door: ≤ 1 metro
Weight of Door: ≤ 150KGS
Thickness of Door: 35-40 or 40-45 mm

Rústica Rustic

Ref. PCB1



Guía: 2 Metros
Ancho de la Puerta: ≤ 1 metro
Peso de la Puerta: ≤ 150 KGS
Espesor de la Puerta: 35-40 o 40-45 mm

Rail: 2 Metros
Width of Door: ≤ 1 metro
Weight of Door: ≤ 150 KGS
Thickness of Door: 35-40 or 40-45 mm

Rústica Rustic

Ref. PCB2



Guía: 2 Metros
Ancho de la Puerta: ≤ 1 metro
Peso de la Puerta: ≤ 150 KGS
Espesor de la Puerta: 35-40 o 40-45 mm

Rail: 2 Meters
Width of Door: ≤ 1 metro
Weight of Door: ≤ 150 KGS
Thickness of Door: 35-40 or 40-45 mm



HERRAJES DE LINEA NEGRO
BLACK LINE HARDWARE





- 62 Cerraduras con Manilla
- 64 Manilla , Bocallave y muletilla
- 65 Manillas rústicas
- 66 Cerradura de Embutir y Picaporte Unificado
- 67 Cerradura Digital Residencial
- 68 Sistemas para Puertas Correderas
- 70 Manillones y Tiradores

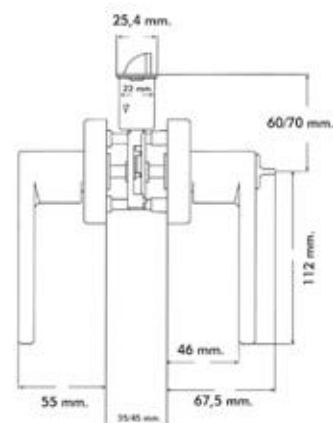
- Lever Handle Locks*
- Door Handle, Key Hole and Indicador*
- Rustic door handles*
- Mortise Lock and Latch Lock*
- Digital Residential Lock*
- System for Sliding doors*
- Pull Handles and Furniture Handles*

Cerraduras con Manilla Lever Handle Locks

Ref. LEÓN / BL

Acabado
BL Negro

Finished
BL Black



Características
Picaporte de entrada de 60/70 mm.
Ajustable

Characteristic
Backset of Door latch 60/70 mm.
Adjustable

Cilindro y llave de seguridad opcional
Available security cylinder

Funciones
Entrada
Baño
Paso
Recámara

Functions
Entrance
Bathroom
Passage
Storeroom

Ref. TURÍN / BL

Acabado
BL Negro

Finished
BL Black



Características
Picaporte de entrada de 60/70 mm.
Ajustable

Characteristic
Backset of Door latch 60/70 mm.
Adjustable

Cilindro y llave de seguridad opcional
Available security cylinder

Funciones
Entrada
Baño
Paso
Recámara

Functions
Entrance
Bathroom
Passage
Storeroom

Cerraduras con Manilla Lever Handle Locks

Ref. SEVILLA

Acabado Negro
Finished Black

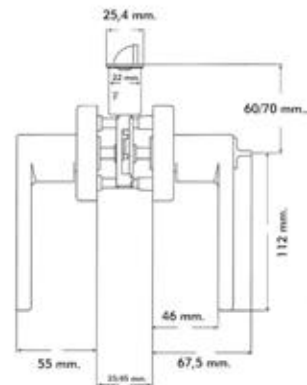


Características

Picaporte de entrada de 60/70 mm.
Ajustable

Characteristic

Backset of Door latch 60/70 mm.
Adjustable



Funciones
Entrada
Baño
Paso
Recámara

Functions
Entrance
Bathroom
Passage
Storeroom

Ref. 832/CBL

Ref. 832/RBL



Acabado
BL Negro

Características

Picaporte de entrada de 60/70 mm ajustable.
Para puerta de 35 mm - 45 mm.

Funciones

Llave-Llave
Llave-Pomo

Cilindro y llave de seguridad opcional



Finished
BL Black

Characteristics

Standard adjustable backset 60/70 mm.
Door thickness: 35 mm - 45 mm

Functions

Key-Key
Key-Knob

Available security cylinder

Manilla Door Handle

Ref. MCLR-1 NE

Acabado

NE Inox. Negro

Finished

NE Stainless Steel Black



Roseta Rosette
Medida Size
∅ 20 x 10 mm.

Bocallave

Keyhole

Ref. BOC-C1 NE



Medida Size
53 x 53 mm.

Acabado

NE Inox. Negro

Finished

NE Stainless Steel Black

Ref. BOC-1 NE



Diametro Diameter
∅ 53 mm.

Ref. MUR-C1

Acabado

NE Inox. Negro

Finished

NE Stainless Steel Black

Medida Size

53 x 53 mm.



Manillas rústicas Rustic door handles

Ref. MRUS-1

Acabado *Finished*
Negro *Black*

Medida *Size*
275 x 43 mm.



Ref. MANRUS-1

Acabado *Finished*
Negro *Black*

Medida *Size*
275 x 45 mm.
C-C 135 mm



Ref. MRUS-2

Acabado *Finished*
Negro *Black*

Medida *Size*
275 x 43 mm.



Ref. 9001



Acabado *Finished*
Negro *Black*

Medida *Size*
90x30 mm.

Ref. 9000

Acabado *Finished*
Negro *Black*

Medida *Size*
145 x 30 mm.

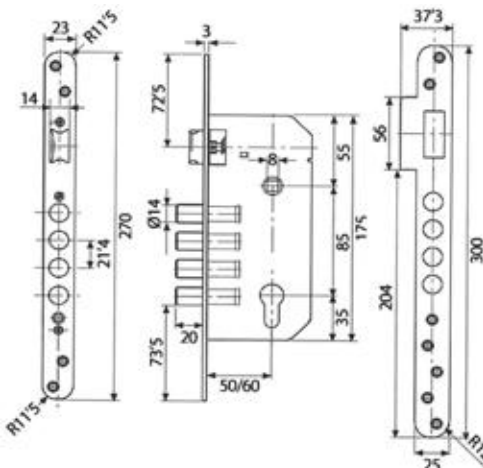


Cerradura de Embutir Mortise Lock

Ref. C6101NE



Acabado
NE Negro
Finished
NE Black



Características

Cerradura con picaporte reversible
 Entrada 50 mm.
 Distancia entre ejes 85 mm.
 Cuadradillo de 8 mm.
 Caja cerrada. Mecanismo interior de acero
 Palanca de 4 bulones de acero cromado
 Desplazamiento 20 mm.
 (dos vueltas)

Characteristic

Mortise lock with reversible latch
 Backset 50 mm.
 Distance between handle and cylinder 85 mm.
 Spindle de 8 mm.
 Body and interior mechanism in steel
 4 chrome plated bolts
 Movement 20 mm
 (2 key turns)

Escudo de seguridad opcional

Optional security escutcheon

Disponible con entrada de 60 mm.

Available with 60 mm back set.

Picaporte Unificado 2000/4000

Latch Lock 2000/4000

Ref. PUNE2000



Medida Size
50x47 mm.

Acabado
NE Negro
Finished
NE Black

Ref. PUNE4000



Medida Size
50x70 mm.

Acabado
NE Negro
Finished
NE Black

Cerradura Digital Residencial Digital Residential Lock

Ref. CER2020



Características	Characteristic
Material	Zamak Zinc Alloy
Cerradura de Embutir	Inox Stainless steel 60x68mm
Espesor de la Puerta	38-110mm
Sensor de huellas dactilares	Semiconductor
Contraseña	6-10 digits
Llave mecánica	2 llaves 2 keys
Tarjeta	2 Unidades 2 Pieces
Energía de emergencia	Micro-USB
Otros	Timbre, Alarma de batería baja Doorbell, Low battery alarm



Huella



Contraseña



Tarjeta



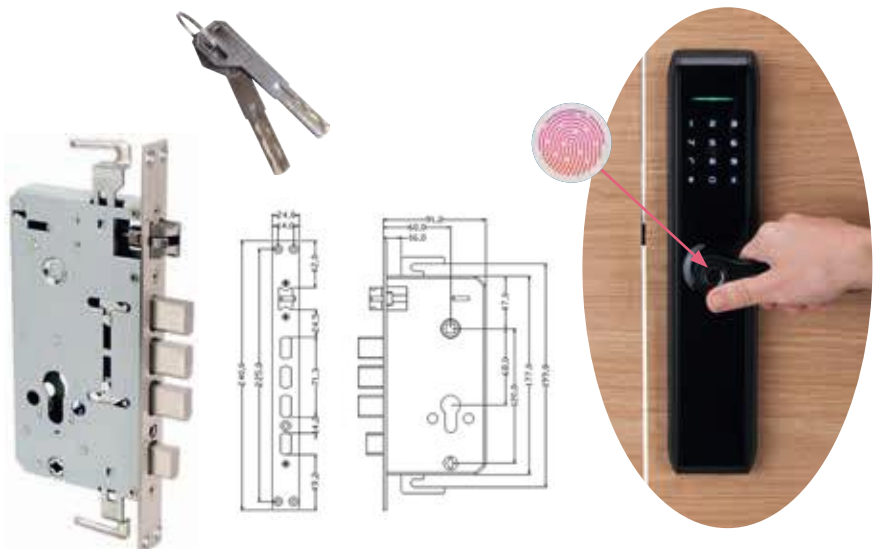
Llave

Cerradura de puerta digital con 4 vías de acceso, ideal para reemplazar la cerradura mecánica antigua con una solución modernizada.

El sensor de huellas dactilares semiconductor es útil para aumentar la seguridad de la cerradura de la puerta.

Digital door lock with 4 access ways, ideal to replace old mechanical lock with modernized solution.

The semiconductor fingerprint sensor is helpful to increase door lock security.



Rústica Rustic

Ref. PCB1



Guía: 2 Metros
Ancho de la Puerta: ≤ 1 metro
Peso de la Puerta: ≤ 150 KGS
Espesor de la Puerta: 35-40 o 40-45 mm

Rail: 2 Metros
Width of Door: ≤ 1 metro
Weight of Door: ≤ 150 KGS
Thickness of Door: 35-40 or 40-45 mm

Rústica Rustic

Ref. PCB2



Guía: 2 Metros
Ancho de la Puerta: ≤ 1 metro
Peso de la Puerta: ≤ 150 KGS
Esesor de la Puerta: 35-40 o 40-45 mm

Rail: 2 Meters
Width of Door: ≤ 1 metro
Weight of Door: ≤ 150 KGS
Thickness of Door: 35-40 or 40-45 mm

Manillones Pull Handles

Ref. 3002NE



Medida Size
 Ø25 x 300 mm.
 Ø25 x 500 mm.
 Ø25 x 915 mm.

Acabado NE Negro **Finished** NE Black

Ref. 3003NE




Medida Size
 25 x 25 x 300 mm.
 25 x 25 x 500 mm.
 25 x 25 x 915 mm.

Acabado NE Negro **Finished** NE Black

Tiradores Furniture Handles

Ref. T12NE

Diámetro Diameter Ø 12 mm. **Acabado** NE Negro **Finished** NE Black



Medidas Sizes
 96 mm. 292 mm. 492 mm.
 128 mm. 320 mm. 592 mm.
 160 mm. 342 mm. 692 mm.
 192 mm. 392 mm. 792 mm.
 242 mm. 442 mm. 1092 mm.

Ref. TC12NE

Acabado NE Negro **Finished** NE Black



Sección Section
 12 x 12 mm.

Pasador Door bolt

Ref. 5001

Acabado *Finished*

NE Negro
NE Black

Medida *Size*

8"
12"
16"
26"
32"



Ref. 530

Acabado *Finished*

N Negro
N Black

Medidas *Sizes*

150 mm.
200 mm.



Ref. 510-N

Acabados *Finished*

Aluminio lacado Negro
Aluminum black painted

Medidas *Sizes*

50 mm.
60 mm.
80 mm.
100 mm.
120 mm.
150 mm.
200 mm.
250 mm.
300 mm.
400 mm.



Ref. 455



Agujero porta candado

With padlock hole in the bar

Acabados *Finished*

PN Negro
PN Black

	70	85	100	120
Ancho base <i>Width</i>	67 mm	67 mm	67 mm	67 mm
Ø Pasador <i>Ø Bar</i>	13 mm	13 mm	13 mm	15 mm
Agujeros Base <i>Hole</i>	4 mm	4 mm	6 mm	6 mm



CERRADURAS
LOCKS






74	Cerradura de Embutir	<i>Mortise Lock</i>
79	Picaporte	<i>Latch Lock</i>
81	Cerradura para Puerta Corredera	<i>Sliding Door Lock</i>
83	Cerradura de 3 Puntos	<i>Multipoint Lock</i>
84	Cerradura sobreponer	<i>Rim Lock</i>
85	Bombillos / Cilindros	<i>Cylinders</i>
86	Cerrojos de Seguridad	<i>Security Bolt</i>
87	Cerraduras Antipánico	<i>Panic exit leverset locks</i>
89	Cerraduras con Manilla	<i>Lever Handle Locks</i>
96	Cerraduras con Pomo	<i>Door Knob Locks</i>
98	Cerrojos	<i>Deadbolt</i>
99	Cerradura Digital Residencial	<i>Digital Residential Lock</i>
100	Cerraduras Americanas	<i>American Locks</i>

Cerradura de Embutir Mortise Lock

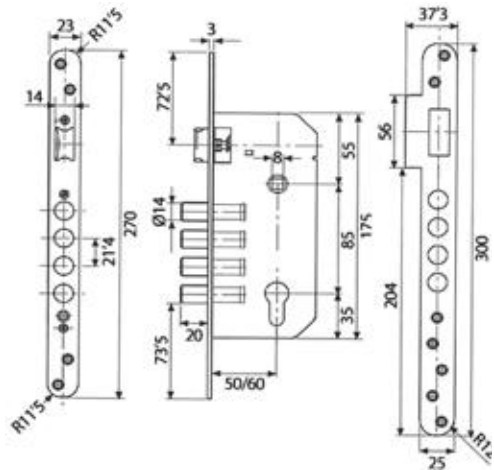
Ref. C6100

Canto Cuadrado *Square Edge*



Ref. C6101

Canto Redondo *Round Edge*



Características

Cerradura con picaporte reversible
Entrada 50 mm.
Distancia entre ejes 85 mm.
Cuadradillo de 8 mm.
Caja cerrada. Mecanismo interior de acero
Palanca de 4 bulones de acero cromado
Desplazamiento 20 mm. (dos vueltas)

Escudo de seguridad opcional

Acabados

Latonado
Niquel satinado
Inoxidable 18/8
Negro

Disponible con entrada de 60 mm.

Characteristic

Mortise lock with reversible latch
Backset 50 mm.
Distance between handle and cylinder 85 mm.
Spindle de 8 mm.
Body and interior mechanism in steel
4 chrome plated bolts
Movement 20 mm (2 key turns)

Optional security escutcheon

Finished

Brass Plated
Satin Nickel
Stainless Steel
Black

Available with 60 mm back set.



Cerradura de Embutir Mortise Lock

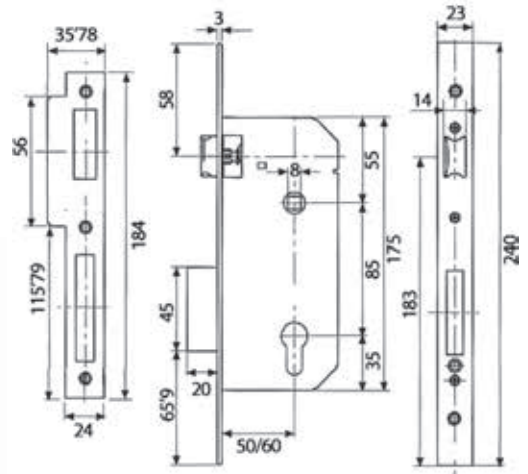
Ref. C6200

Canto Cuadrado *Square Edge*



Ref. C6201

Canto Redondo *Round Edge*



Características

Cerradura con picaporte reversible
Entrada 50 mm.
Distancia entre ejes 85 mm.
Cuadradillo de 8 mm.
Caja cerrada. Mecanismo interior de acero
Desplazamiento 20 mm. (dos vueltas)

Acabados

Latonado
Niquel satinado
Inoxidable 18/8
Negro

Disponible con entrada de 40, 45, 60 mm.

Characteristic

Mortise lock with reversible latch
Backset 50 mm.
Distance between handle and cylinder 85 mm.
Spindle de 8 mm.
Body and interior mechanism in steel
Movement 20 mm (2 key turns)

Finished


Brass Plated
Satin Nickel
Stainless Steel
Black

Available with 40, 45, 60 mm. back set.

Cerradura de Embutir Mortise Lock

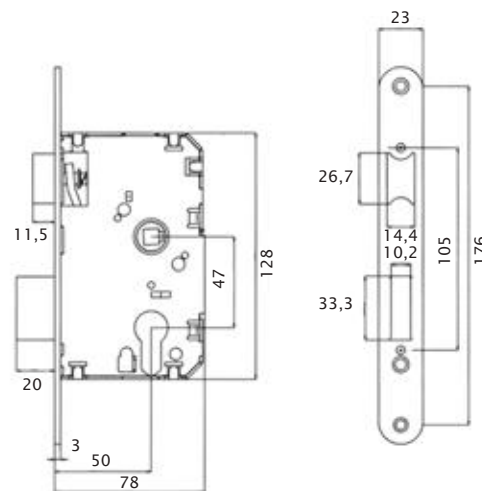

Ref. C5200

Canto Cuadrado *Square Edge*



Ref. C5201

Canto Redondo *Round Edge*



Características

Cerradura con picaporte reversible
Entrada 50 mm.
Distancia entre ejes 47 mm.
Cuadradillo de 8 mm.
Caja cerrada. Mecanismo interior de acero
Desplazamiento 20 mm. (dos vueltas)

Acabados

Latonado
Niquel satinado
Inoxidable 18/8
Negro

Characteristic

Mortise lock with reversible latch
Backset 50 mm.
Distance between handle and cylinder 47 mm.
Spindle de 8 mm.
Body and interior mechanism in steel
Movement 20 mm. (2 key turns)


Finished

Brass Plated
Satin Nickel
Stainless Steel
Black

Cerradura de Embutir Mortise Lock

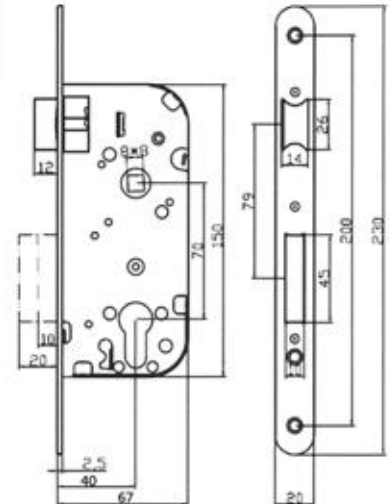
Ref. C8000

Canto Cuadrado *Square Edge*



Ref. C8001 / C8003

Canto Redondo *Round Edge*



Disponibilidad en entrada de 50MM, Ref. C8003
Available backset 50MM, Ref. C8003

Características

Cerradura con picaporte reversible
 Entrada 40 mm.
 Distancia entre ejes 70 mm.
 Cuadradillo de 8 mm. (Adaptador a 7 mm opcional)
 Caja cerrada. Mecanismo interior de acero
 Desplazamiento 20 mm. (dos vueltas)

Acabados

Latonado
 Niquel satinado
 Negro
 Cuero

Characteristic

Mortise lock with reversible latch
 Backset 40 mm.
 Distance between handle and cylinder 70 mm.
 8 mm spindle. (7 mm optional adapter)
 Body and interior mechanism in steel
 Movement 20 mm. (2 key turns)

Finished

Brass Plated
 Satin Nickel
 Black
 Antique Brass

Cerradura de Embutir Mortise Lock

Ref. C202

Canto Cuadrado *Square Edge*

Cerradura con picaporte reversible

Entrada 20/25/30/35mm

Distancia entre ejes 85mm

Acabados

Níquel Satinado

Inoxidable

Con cilindro de latón 3 llaves



Lock with reversible latch

Backset 20/25/30/35mm

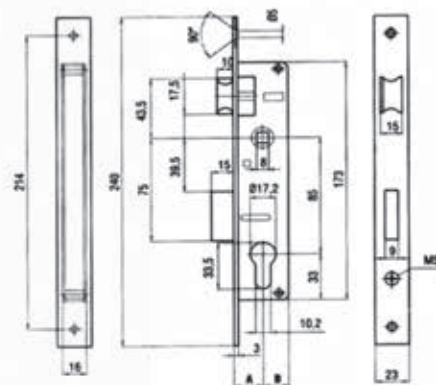
Distance between handle and cylinder 85mm

Finished

Satin Nickel

Stainless Steel

Brass cylinder with 3 keys



Ref. C308



Acabados

Cilindro de Latón

3 llaves de latón

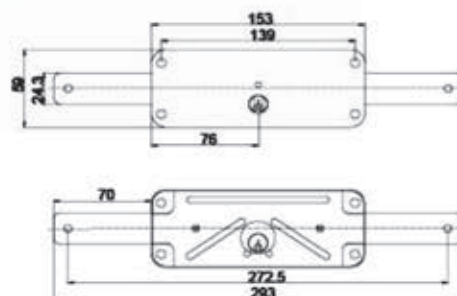
Finished

Brass cylinder

3 Brass keys

Medida Size

153x58 mm.



Picaporte Latch Lock

Picaporte Unificado 2000/4000 *Latch Lock 2000/4000*

Ref. **PU2000**

Ref. **PU2000S**



Disponibile en canto cuadrado
Available square edge
Ref. **PU2000C**

Acabados

- Latonado
- IOX Inoxidable
- NS Niquel satinado
- V Cuero
- NE Negro

Finished

- Brass Plated
- IOX Stainless Steel
- NS Satin Nickel
- V Antique Brass
- NE Black

Medida Size
50x47 mm.



Silencioso
Silent



Ref. **PU4000**

Ref. **PU4000S**



Acabados

- Latonado
- IOX Inoxidable
- NS Niquel satinado
- V Cuero
- NE Negro

Finished

- Brass Plated
- IOX Stainless Steel
- NS Satin Nickel
- V Antique Brass
- NE Black

Medida Size
50x70 mm.



Silencioso
Silent



Picaporte Latch Lock

Ref. PI-CC

Acabados

IOX Latonado
IOX Inoxidable

Finished

IOX Brass Plated
IOX Stainless Steel

Medidas Sizes

35 mm.
45 mm.
60 mm.
70 mm.



Canto cuadrado
Square edge

Ref. PI-CR

Acabados

IOX Latonado
IOX Inoxidable

Finished

IOX Brass Plated
IOX Stainless Steel

Medidas Sizes

35 mm.
45 mm.
60 mm.
70 mm.



Canto redondo
Round edge

Picaporte Muletilla Deadbolt Lock

Ref. PM

Acabados

IOX Latonado
IOX Inoxidable

Finished

IOX Brass Plated
IOX Stainless Steel

Medidas Sizes

45 mm.
60 mm.



Cerradura para Puerta Corredera Sliding Door Lock

Ref. C500

Acabados

	Latonado
IOX	Inoxidable
NS	Niquel satinado
V	Cuero

Finished

	Brass Plated
IOX	IOX Stainless Steel
NS	Satin Nickel
V	Antique Brass

Medida entrada Backset
50 mm.



Ref. C501

Acabados

	Latonado
IOX	Inoxidable
NS	Niquel satinado

Finished

	Brass Plated
IOX	IOX Stainless Steel
NS	Satin Nickel

Medida entrada Backset
50 mm.



Ref. C500-TU

Acabados

NS	Niquel satinado
----	-----------------

Finished

NS	Satin Nickel
----	--------------



Ref. C501-TU

Acabados

NS	Niquel satinado
----	-----------------

Finished

NS	Satin Nickel
----	--------------



Cerradura para Puerta Corredera Sliding Door Lock

Ref. C502

Acabados

Latonado
IOX Inoxidable
NS Niquel satinado

Finished

Brass Plated
IOX IOX Stainless Steel
NS Satin Nickel

Medida entrada Backset

50 mm.

Cilindro Cylinder

20 + 20



Ref. C503

Acabados

Latonado
IOX Inoxidable
NS Niquel satinado

Finished

Brass Plated
IOX IOX Stainless Steel
NS Satin Nickel

Medida entrada Backset

50 mm.


Cilindro Cylinder

20 + 20



Cerradura de tres puntos Multipoint Lock

Ref. LC34 / LC35

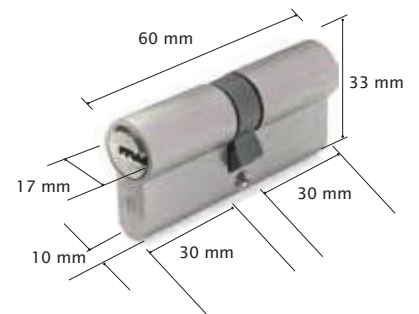


Color Color
Plata Silver

Medidas Sizes
2030x40 mm.
2030x45 mm.

Con cilindro de seguridad
With security cylinder

Composición KIT
Composition KIT



Cerradura de Sobreponer Rim Lock

Ref. CS42

Cilindro exterior de latón 25x50 mm.
External brass cylinder diameter 25x50 mm.

3 llaves
3 Keys

Medidas Sizes
100 mm.
120 mm.



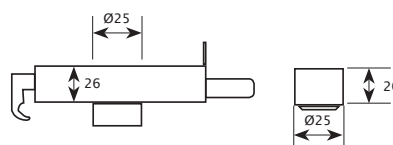
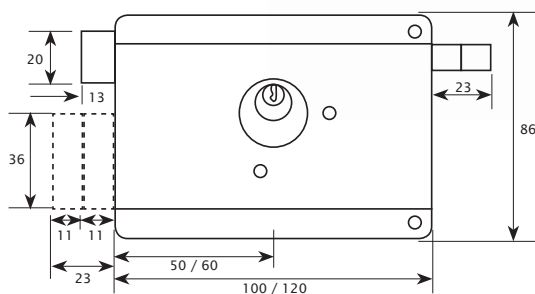
Ref. 630

Características

Entrada: 50/60mm
Cilindro interior: Latón, Redondo
Cilindro exterior: Latón+tubo, Ø25x50 mm
Picaporte: Latón
3 Llaves de Latón


Characteristics

Backset: 50/60 mm
Interior cylinder:
Brass, Round
Exterior cylinder:
Brass+tube, Ø25x50 mm
Latch: Brass
3 Standard keys in brass



Bombillos Cylinders

Ref. YC



Con pomo
With knob

Cilindros de seguridad
6 pins + 5 llaves de latón
Security Cylinder /computer key
6 pins+5 brass keys

REF.	MEDIDAS SIZES	ACABADOS FINISHED
Y60C	30+30	Latonado / níquel satinado <i>Satin brass/Satin Nickel</i>
Y70C	35+35	Latonado / níquel satinado <i>Satin brass/Satin Nickel</i>
Y75C	30+40	Latonado / níquel satinado <i>Satin brass/Satin Nickel</i>
Y60CP POMO	30+30	Latonado / níquel satinado <i>Satin brass/Satin Nickel</i>
Y70CP POMO	35+35	Latonado / níquel satinado <i>Satin brass/Satin Nickel</i>

Ref. YS


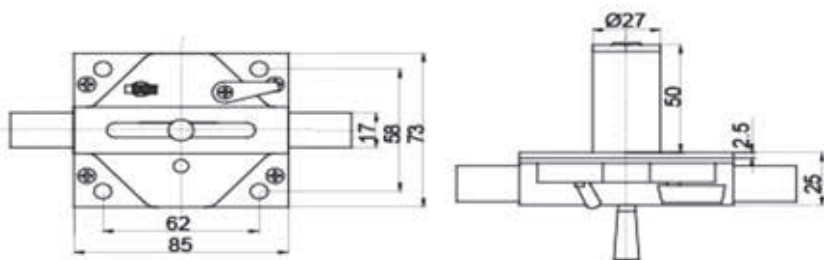


Cilindros de serreta
+ 3 llaves.
Normal key
+3 keys

REF.	MEDIDAS SIZES	ACABADOS FINISHED
Y60S	30+30	Latonado / níquel satinado <i>Satin brass/Satin Nickel</i>
Y70S	35+35	Latonado / níquel satinado <i>Satin brass/Satin Nickel</i>
Y40S	30+10	Latonado / níquel satinado <i>Satin brass/Satin Nickel</i>

Cerrojo de seguridad Security Bolt

Ref. **C8558**



Interior: botón para liberar el cerrojo *Interior: button to release the bolt*

Cilindro exterior: latón, Ø27x50 mm *Exterior cylinder: brass, Ø27x50 mm*

Barra: barra de acero 17x17x135 mm con una perilla, 4 tiros *Bolt: steel bar 17x17x135 mm with a knob, 4-throw*

Acabado: BP, CP, AB *Finished: BP, CP, AB*


una tecla lateral, un botón lateral *One side key, one side button*

5 llaves de latón de seguridad *5 security brass keys*

Botón de seguridad para bloquear y desbloquear el cerrojo *Security switch to lock and unlock the bolt*

Cerraduras con Manilla Antipánico Panic exit leverset locks

Ref. DALTON



Acabado
Níquel Satinado
Antique Brass

Finished
Nickel Satin
Antique Brass

Funciones
Entrada
Paso
Baño
Recámara

Functions
Entrance
Passage
Bathroom
Storeroom

Características
Cumple con la norma ANSI Grado 3
Supera los 200.000 ciclos
Tornillo oculto para su diseño
Cilindros intercambiables
Manilla reversible

Characteristics
Conforms with ANSI Grade 3
Exceeds 200.000 cycles
Concealed screw for dignified design
Interchangeable cylinder
Handle reversible

Ref. LUKE



Acabado
Níquel Satinado
Antique Brass

Finished
Nickel Satin
Antique Brass

Funciones
Entrada
Paso
Baño
Recámara

Functions
Entrance
Passage
Bathroom
Storeroom

Características
Cumple con la norma ANSI Grado 3
Supera los 200.000 ciclos
Tornillo oculto para su diseño
Cilindros intercambiables
Manilla reversible

Characteristics
Conforms with ANSI Grade 3
Exceeds 200.000 cycles
Concealed screw for dignified design
Interchangeable cylinder
Handle reversible

Cerraduras con Manilla Antipánico Panic exit leverset locks

Ref. DACOTA



Acabado
Níquel Satinado
Antique Brass

Finished
Nickel Satin
Antique Brass

Características
Cumple con la norma ANSI Grado 3
Supera los 200.000 ciclos
Tornillo oculto para su diseño
Cilindros intercambiables
Manilla reversible

Characteristics
Conforms with ANSI Grade 3
Exceeds 200.000 cycles
Concealed screw for dignified design
Interchangeable cylinder
Handle reversible

Funciones
Entrada
Paso
Baño
Recámara

Functions
Entrance
Passage
Bathroom
Storeroom

Ref. DACOTA/R



Acabado
Níquel Satinado
Antique Brass

Finished
Nickel Satin
Antique Brass

Características
Cumple con la norma ANSI Grado 3
Supera los 200.000 ciclos
Tornillo oculto para su diseño
Cilindros intercambiables
Manilla reversible

Characteristics
Conforms with ANSI Grade 3
Exceeds 200.000 cycles
Concealed screw for dignified design
Interchangeable cylinder
Handle reversible

Funciones
Entrada
Paso
Baño
Recámara

Functions
Entrance
Passage
Bathroom
Storeroom

Cerraduras con Manilla Lever Handle Locks



Ref. **TURIN**

Acabados

NS Níquel Satinado
AB Antique Brass

Finished

NS Satin Nickel
AB Antique Brass

Características

Picaporte de entrada de 60/70 mm.
Ajustable

Characteristic

Backset of Door latch 60/70 mm.
Adjustable



Funciones

Entrada
Baño
Paso
Recámara

Functions

Entrance
Bathroom
Passage
Storeroom

Cilindro y llave de seguridad opcional
Available security cylinder

Cerraduras con Manilla Lever Handle Locks

Ref. PUMA

Cilindro y llave de seguridad opcional
Available security cylinder

Acabados
NS Niquel Satinado
AB Antique Brass

Finished
NS Satin Nickel
AB Antique Brass



Funciones

Entrada
Baño
Paso
Recámara

Functions

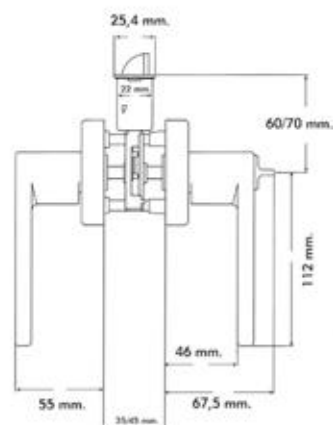
Entrance
Bathroom
Passage
Storeroom

Características

Picaporte de entrada de 60/70 mm.
Ajustable

Characteristic

Backset of Door latch 60/70 mm.
Adjustable



Ref. LEÓN

Acabados
NS Niquel Satinado
AB Antique Brass
Ne Negro

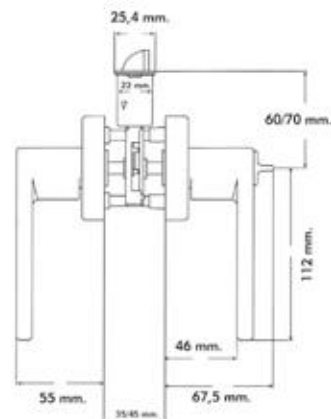
Finished
NS Satin Nickel
AB Antique Brass
NE Black

Características

Picaporte de entrada de 60/70 mm.
Ajustable

Characteristic

Backset of Door latch 60/70 mm.
Adjustable



Funciones

Entrada
Baño
Paso
Recámara

Functions

Entrance
Bathroom
Passage
Storeroom

Cilindro y llave de seguridad opcional
Available security cylinder

Cerraduras con Manilla Lever Handle Locks

Ref. IRATI

Acabados

NS Níquel Satinado
AB Antique Brass

Finished

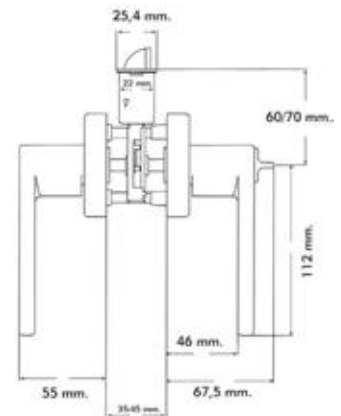
NS Satin Nickel
AB Antique Brass

Características

Picaporte de entrada de 60/70 mm.
Ajustable

Characteristic

Backset of Door latch 60/70 mm.
Adjustable



Funciones

Entrada
Baño
Paso
Recámara

Functions

Entrance
Bathroom
Passage
Storeroom

Ref. ATENAS

Acabados

NS Níquel Satinado
AB Antique Brass

Finished

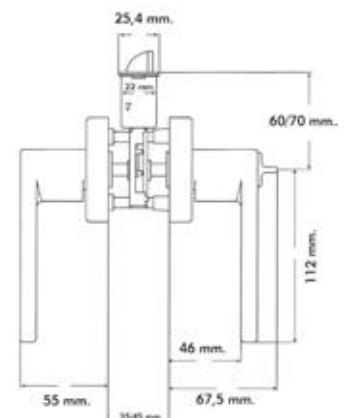
NS Satin Nickel
AB Antique Brass

Características

Picaporte de entrada de 60/70 mm.
Ajustable

Characteristic

Backset of Door latch 60/70 mm.
Adjustable



Funciones

Entrada
Baño
Paso
Recámara

Functions

Entrance
Bathroom
Passage
Storeroom

Cerraduras con Manilla Lever Handle Locks

Ref. PICO

Acabados

NS Niquel Satinado
AB Antique Brass

Finished

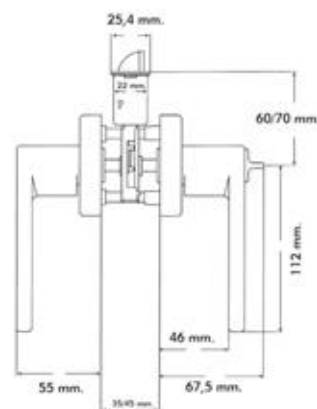

NS Satin Nickel
AB Antique Brass

Características

Picaporte de entrada de 60/70 mm.
Ajustable

Characteristic

Backset of Door latch 60/70 mm.
Adjustable



Funciones

Entrada
Baño
Paso
Recámara

Functions

Entrance
Bathroom
Passage
Storeroom

Ref. ENDIKA

Acabados

NS Niquel Satinado
AB Antique Brass

Finished

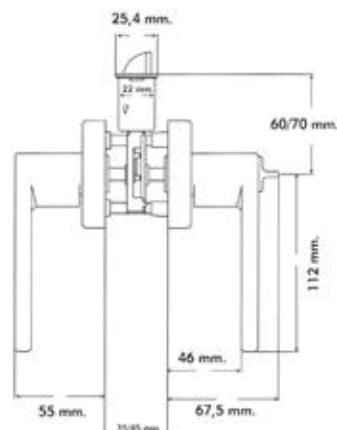
NS Satin Nickel
AB Antique Brass

Características

Picaporte de entrada de 60/70 mm.
Ajustable

Characteristic

Backset of Door latch 60/70 mm.
Adjustable



Funciones

Entrada
Baño
Paso
Recámara

Functions

Entrance
Bathroom
Passage
Storeroom

Cilindro y llave de seguridad opcional
Available security cylinder

Cerraduras con Manilla Lever Handle Locks

Ref. TIGRE

Acabados

NS Niquel Satinado
AB Antique Brass

Finished

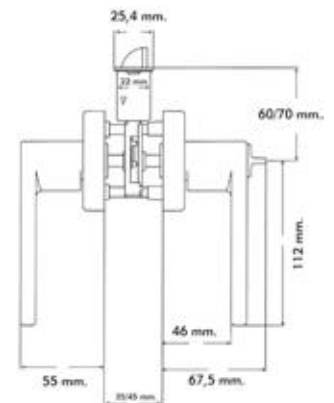

NS Satin Nickel
AB Antique Brass

Características

Picaporte de entrada de 60/70 mm.
Ajustable

Characteristic

Backset of Door latch 60/70 mm.
Adjustable



Funciones

Entrada
Baño
Paso
Recámara

Functions

Entrance
Bathroom
Passage
Storeroom

Ref. PARIS

Acabados

NS Niquel Satinado
AB Antique Brass

Finished

NS Satin Nickel
AB Antique Brass

Características

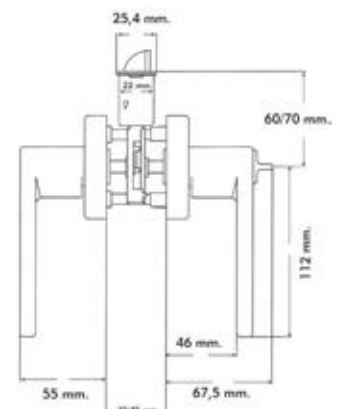
Picaporte de entrada de 60/70 mm.
Ajustable

Characteristic

Backset of Door latch 60/70 mm.
Adjustable



Disponible con llave de seguridad
Available security cylinder



Funciones

Entrada
Baño
Paso
Recámara

Functions

Entrance
Bathroom
Passage
Storeroom

Cerraduras con Manilla Lever Handle Locks

Ref. CANA

Acabados

NS	Níquel Satinado
AB	Antique Brass
AC	Antique Copper
N	Negro

Finished

NS	Satin Nickel
AB	Antique Brass
AC	Antique Copper
N	Black

Características

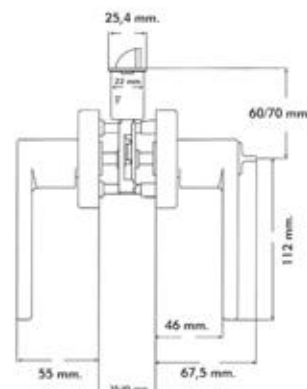
Picaporte de entrada de 60/70 mm.
Ajustable

Characteristic

Backset of Door latch 60/70 mm.
Adjustable



Disponibile con llave de seguridad
Available security cylinder



Funciones

Entrada
Baño
Paso
Recámara

Functions

Entrance
Bathroom
Passage
Storeroom

Ref. SEVILLA

Acabados

NS	Níquel Satinado
AB	Antique Brass
AC	Antique Copper
N	Negro

Finished


NS	Satin Nickel
AB	Antique Brass
AC	Antique Copper
N	Black

Características

Picaporte de entrada de 60/70 mm.
Ajustable

Characteristic

Backset of Door latch 60/70 mm.
Adjustable

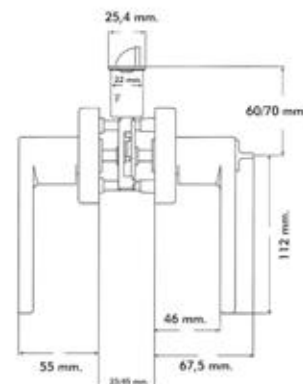


Funciones

Entrada
Baño
Paso
Recámara

Functions

Entrance
Bathroom
Passage
Storeroom



Cerraduras con Manilla Lever Handle Locks

Ref. ROMA

Acabados

NS Niquel Satinado
AB Antique Brass
AC Antique Copper

Finished

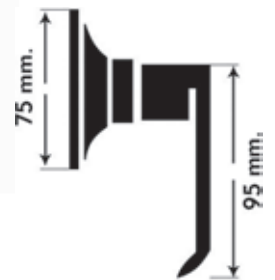
NS Satin Nickel
AB Antique Brass
AC Antique Copper

Características

Picaporte de entrada de 60/70 mm.
Ajustable

Characteristic

Backset of Door latch 60/70 mm.
Adjustable



Funciones

Entrada
Baño
Paso
Recámara

Functions

Entrance
Bathroom
Passage
Storeroom

Ref. VALENCIA

Acabados

NS Niquel Satinado
AB Antique Brass
AC Antique Copper

Finished

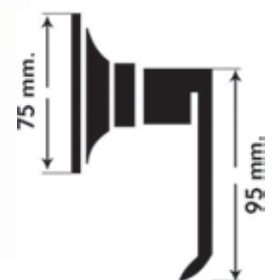
NS Satin Nickel
AB Antique Brass
AC Antique Copper

Características

Picaporte de entrada de 60/70 mm.
Ajustable

Characteristic

Backset of Door latch 60/70 mm.
Adjustable



Funciones

Entrada
Baño
Paso
Recámara

Functions

Entrance
Bathroom
Passage
Storeroom

Cerraduras con Pomo Door Knob Locks

Ref. 608SS/ESP



Acabado
IOX Inoxidable 304 18/8

Finished
IOX Stainless Steel 304 18/8

Ref. 608BL/ESP

Acabado **Finished**
Blanco White



Ref. 608L/ESP

Acabado **Finished**
Latón Polished Brass



ENTRADA: Llave - Muletilla, Bloqueo y desbloqueo en ambos lados

ENTRANCE: Key - Deadbolt, Lock and Unlock on both sides



BAÑO: Desbloqueo - Condena, Interior con muletilla para bloqueo y exterior con desbloqueo de seguridad

BATHROOM: Unlock - Deadbolt, Emergency release outside and turn button inside



PASO: Libre - Libre, No se bloquea nunca

PASSAGE: Free-Free, never lock



RECÁMARA: Bloqueo y desbloqueo con llave en exterior e interior siempre libre

STOREROOM: Outside lock and unlock with key, inside always free



HOTEL: Llave - Libre, Apertura exterior con llave. Interior siempre libre

HOTEL: Key-Free, Outside open with key, inside always free

Cerraduras con Pomo Door Knob Locks

Ref. 608

Características

Picaporte de entrada de 60/70 mm.
Ajustable

Characteristic

Backset of Door latch 60/70 mm.
Adjustable



Ref. 609

Acabado

Blanco

Finished

White



Ref. 708

Características

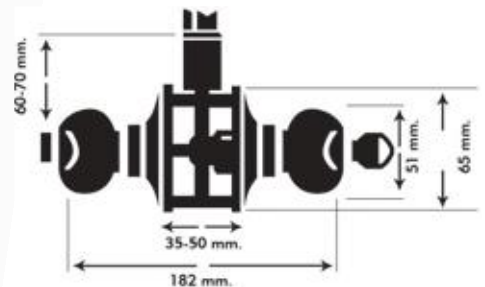
Picaporte de entrada de 60 mm.
Ajustable

Characteristic

Backset of Door latch 60 mm.
Adjustable

Cilíndrica

Cylindrical



Acabados

IOX Inoxidable 304 18/8
AB Antique Brass
AC Antique Copper

Finished

IOX Stainless Steel 304 18/8
AB Antique Brass
AC Antique Copper



ENTRADA: Llave - Muletilla, Bloqueo y desbloqueo en ambos lados

ENTRANCE: Key - Deadbolt, Lock and Unlock on both sides



BAÑO: Desbloqueo - Condena, Interior con muletilla para bloqueo y exterior con desbloqueo de seguridad

BATHROOM: Unlock - Deadbolt, Emergency release outside and turn button inside



PASO: Libre - Libre, No se bloquea nunca

PASSAGE: Free-Free, never lock



RECÁMARA: Bloqueo y desbloqueo con llave en exterior e interior siempre libre

STOREROOM: Outside lock and unlock with key, inside always free



HOTEL: Llave - Libre, Apertura exterior con llave. Interior siempre libre

HOTEL: Key-Free, Outside open with key, inside always free

Cerrojos Deadbolts

Ref. 832/C

Ref. 832/R



Características

Picaporte de entrada de 60/70 mm ajustable.
Para puerta de 35 mm - 45 mm.

Funciones

Llave-Llave
Llave-Pomo

Cilindro y llave de seguridad opcional

Characteristics

Standard adjustable backset 60/70 mm.
Door thickness: 35 mm - 45 mm

Functions

Key-Key
Key-Knob

Available security cylinder

Ref. 830

Ref. 831

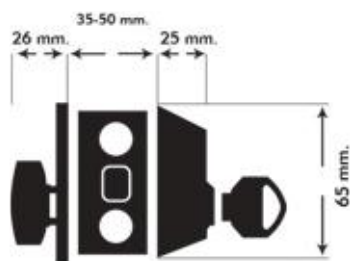


Acabados

IOX Inoxidable 304 18/8
AB Antique Brass
AC Antique Copper

Finished

IOX Stainless Steel 304 18/8
AB Antique Brass
AC Antique Copper

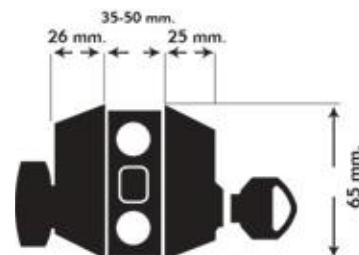


Características

Picaporte de entrada de 60/70 mm.
Ajustable

Characteristic

Backset of Door latch 60/70 mm.
Adjustable



Cerradura Digital Residencial Digital Residential Lock

Ref. **CER2020**



Características	Characteristic
Material <i>Material</i>	Zamak <i>Zinc Alloy</i>
Cerradura de Embutir <i>Mortise lock</i>	Inox <i>Stainless steel</i> 60x68mm
Espesor de la Puerta <i>Thickness of the door</i>	38-110mm
Sensor de huellas dactilares <i>Fingerprint Sensor</i>	Semiconductor <i>Semiconductor</i>
Contraseña <i>Password</i>	6-10 digits
Llave mecanica <i>Mechanical key</i>	2 llaves <i>2 keys</i>
Tarjeta <i>Card</i>	2 Unidades <i>2 Pieces</i>
Energía de emergencia <i>Emergency Power</i>	Micro-USB
Otros <i>Others</i>	Timbre, Alarma de batería baja <i>Doorbell, Low battery alarm</i>



Huella



Contraseña



Tarjeta



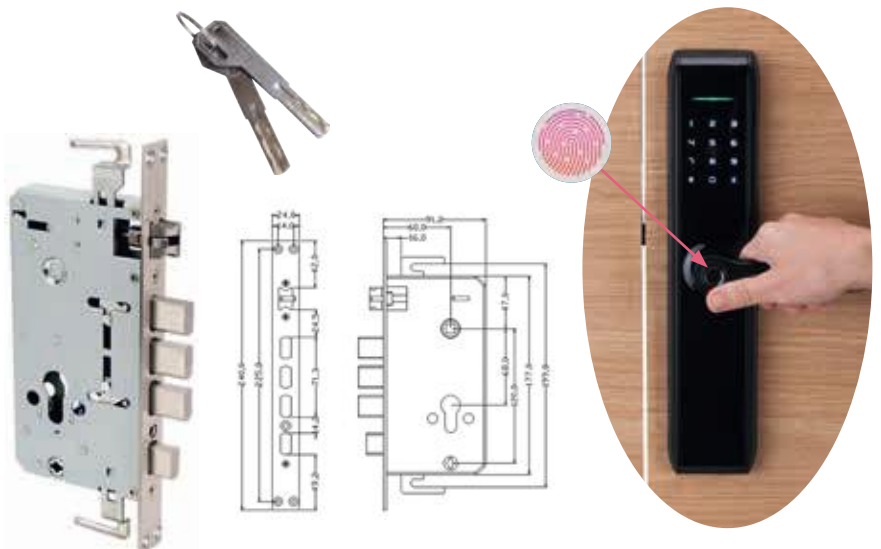
Llave

Cerradura de puerta digital con 4 vías de acceso, ideal para reemplazar la cerradura mecánica antigua con una solución modernizada.

El sensor de huellas dactilares semiconductor es útil para aumentar la seguridad de la cerradura de la puerta.

Digital door lock with 4 access ways, ideal to replace old mechanical lock with modernized solution.

The semiconductor fingerprint sensor is helpful to increase door lock security.



Cerraduras Americanas American Locks

Ref. **BAVARO**

Espesor de la puerta: 35 o 45 mm

Door Thickness: 35 to 45 mm

Picaporte de entrada de 60 mm o 70 mm

Standard adjustable backset 60 mm or 70 mm

Acabado Finished

NS Niquel satinado

NS Satin Nickel



Ref. **SAN JUAN**

Espesor de la puerta: 35 o 45 mm

Door Thickness: 35 to 45 mm

Picaporte de entrada de 60 mm o 70 mm

Standard adjustable backset 60 mm or 70 mm

Acabado Finished

NS Niquel satinado

NS Satin Nickel



Cerraduras Americanas American Locks

Ref. AFRICA

Opciones Options



Pomo en exterior
y manilla en interior
*Exterior door knob lock and
interior handle lock*



Acabados

NS Niquel Satinado
AB Antique Brass
AC Antique Copper

Finished

NS *Satin Nickel*
AB *Antique Brass*
AC *Antique Copper*



Manilla en interior y exterior
Exterior and interior handle lock

Ref. SPAIN

Opciones Options



Pomo en exterior
y manilla en interior
*Exterior door knob lock and
interior handle lock*



Acabados

NS Niquel Satinado
AB Antique Brass
AC Antique Copper

Finished

NS *Satin Nickel*
AB *Antique Brass*
AC *Antique Copper*



Manilla en interior y exterior
Exterior and interior handle lock

HERRAJES PARA PUERTAS
DOOR FITTINGS





104	Manillas y Pomos de Latón	<i>Brass Door Handle and Door Knob</i>
106	Manillas de Aluminio, Zamak	<i>Aluminum, Zinc Alloy Door Handles</i>
113	Manillas rústicas	<i>Rustic door handles</i>
114	Manillones	<i>Pull Handles</i>
116	Complementos de Manilla	<i>Accessories of Door Handle</i>
118	Bisagras y Pernios de Hierro	<i>Steel Hinges</i>
120	Bisagras de Seguridad	<i>Security Hinges</i>
121	Bisagras de Seguridad de 5 nudos	<i>5 Knots Security Hinges</i>
122	Bisagras de Vaiven de Aluminio	<i>Aluminum Spring Hinges</i>
123	Bisagras de Cristal	<i>Glass Hinges</i>
124	Bisagras de Piso con Resorte	<i>Flush Hinges</i>
126	Mirillas digitales y convencionales	<i>Digital and conventional door viewers</i>
127	Cerrojo con Alarma	<i>Door Bolt with Alarm</i>

Manillas y Pomos de Latón Brass Door Handles and Door Knobs

Ref. **MONICA**



Placa con tirafondos
Plate with screws

Acabado Finished
Latonado Brass Plated

Medida Size
255 x 48 mm.

Ref. **MONICA AB**



Placa con tirafondos
Plate with screws

Acabado Finished
Cuero Antique Brass

Medida Size
255 x 48 mm.

Ref. **LAURA**



Placa con tirafondos
Plate with screws

Acabado Finished
Latonado Brass Plated

Medida Size
263 x 48 mm.

Ref. **LAURA AB**



Placa con tirafondos
Plate with screws

Acabado Finished
Cuero Antique Brass

Medida Size
263 x 48 mm.

Manillas y Pomos de Latón Brass Door Handles and Door Knobs

Ref. 757



Acabado Finished
Latonado *Brass Plated*
Cuero *Antique Brass*
Niquel Satinado *Satin Nickel*

Medida Size
75 x 170 mm.

Ref. 758



Acabado Finished
Latonado *Brass Plated*
Niquel Satinado *Satin Nickel*

Medida Size
105 mm.

Ref. L3351



Acabado Finished
Latonado *Brass Plated*
Cuero *Antique Brass*
Niquel Satinado *Satin Nickel*

Medida Size
Ø70 mm x Ø85 mm x H80 mm

Manillas de Aluminio, Zamak Aluminum, Zinc Alloy Door Handles

Ref. **MARD-1**

Roseta
Rosette



Ref. **MAPD-1**

Placa con tirafondos
Plate with screws

Medida total
Total Size
250 x 40 mm.



Ref. **MARD-2**

Roseta
Rosette



Ref. **MAPD-2**

Placa con tirafondos
Plate with screws



Ref. **RICO**

Roseta
Rosette



Ref. **MAPD-3**

Placa con tirafondos
Plate with screws



Ref. **MARD-3**

Roseta
Rosette



Manillas de Aluminio, Zamak Aluminum, Zinc Alloy Door Handles

Ref. **MRH-30**

Roseta
Rosette



Ref. **MPRH-30**

Placa con tirafondos
Plate with screws

Medida total
Total Size
248 x 42 mm.



Ref. **MRH-31**

Roseta
Rosette




Ref. **MPRH-31**

Placa con tirafondos
Plate with screws



Ref. **DICAPRI**

Roseta
Rosette



Ref. **MPDICAPRI**

Placa con tirafondos
Plate with screws



Manillas de Aluminio, Zamak Aluminum, Zinc Alloy Door Handles

Ref. MILANO

Roseta
Rosette



Ref. MPMILANO

Placa con tirafondos
Plate with screws



Ref. BELO

Roseta
Rosette



Ref. MPBELO



Ref. BATIATO

Roseta
Rosette



Ref. MPBATIATO



Manillas de Aluminio, Zamak Aluminum, Zinc Alloy Door Handles

Ref. **MRH-40**

Roseta
Rosette




Ref. **VERONA**

Roseta
Rosette



Ref. **BOLONIA**

Roseta
Rosette



Ref. **SIENA**

Roseta
Rosette



Manillas de Aluminio, Zamak Aluminum, Zinc Alloy Door Handles

Ref. **MARDO-1**

Acabado Finished
Latón Satinado
Satin Brass



Ref. **MAPDO-1**

Acabado Finished
Latón Satinado
Satin Brass



Ref. **MARDO-3**

Acabado Finished
Latón Satinado
Satin Brass



Ref. **MARDV-1**

Acabado Finished
Envejecido
Antique Brass



Manillas de Aluminio, Zamak Aluminum, Zinc Alloy Door Handles

Ref. **MPO-1**

Acabado *Finished*
Latón Satinado
Satin Brass



Medida total
Total Size
245 x 45 mm.

Ref. **MPO-2**

Acabado *Finished*
Latón Satinado
Satin Brass



Medida total
Total Size
240 x 45 mm.

Ref. **MPO-3**

Acabado *Finished*
Latón Satinado
Satin Brass



Medida total
Total Size
250 x 45 mm.

Ref. **MPNS-1**

Acabado *Finished*
Niquel Satinado
Satin Nickel



Ref. **MPV-1**

Acabado *Finished*
Cuero
Antique Brass



Ref. **MPV-3**

Acabado *Finished*
Cuero
Antique Brass



Manillones Pomos y Accesorios Knob Pull Handles y Accessories

Ref. **MANPO1**



Acabados
Latonado
NS Níquel satinado

Finished
Brass Plated
NS Satin Nickel

Ref. **9020**



Ref. **9021**



Acabados
Latonado
NS Níquel satinado

Finished
Brass Plated
NS Satin Nickel

Pomos

Door knobs

Ref. **3352L**

Acabado
Latonado PVD
Diámetro
70 mm

Finished
PVD
Diameter
70 mm



Ref. Ref. **3351L**

Acabados
Latonado PVD
Diámetro 85 mm
Pomo 70 mm

Finished
PVD
Diameter 85 mm
Door Knob 70 mm



Manillas rústicas y complementos Rustic door handles and Accessories



Ref. MRUS-1



Acabado Finished
Negro Black

Medida Size
275 x 43 mm.

Ref. MRUS-2

Acabado Finished
Negro Black

Medida Size
275 x 43 mm.



Ref. MANRUS-1

Acabado Finished
Negro Black

Medida Size
275 x 43 mm.
C-C 135 mm



Ref. 9001

Acabado Finished
Negro Black

Medida Size
90 x 30 mm.



Ref. 9000

Acabado Finished
Negro Black

Medida Size
145 x 30 mm.



Manillones Pull Handles

Ref. **MAN-DA1/200**

Medida Size
200 mm.



Ref. **MAN-RICO/200**

Medida Size
200 mm.



Ref. **MAN-DA2/200**

Medida Size
200 mm.



Manillones Pull Handles

Ref. **MAN-DA3/200**

Medida Size
200 mm.



Ref. **MAN-H31/200**

Medida Size
200 mm.



Ref. **MAN-H30/200**

Medida Size
200 mm.



Complementos de Manilla Accessories of Door Handle

Ref. MURA-1

Diámetro *Diameter*
35 mm



Ref. MURA-3

Diámetro *Diameter*
50 mm



Ref. MURAO-1

Diámetro *Diameter*
35 mm

Acabado
Latón satinado

Finished
Satin Brass



Ref. MURAO-3

Diámetro *Diameter*
50 mm

Acabado
Latón satinado

Finished
Satin Brass



Complementos de Manilla Accessories of Door Handle

Ref. MURA-1C

Medida Size
35 x 35 mm.



Ref. MURA-3C

Medida Size
50 x 50 mm.



Ref. MURA



Ref. BOCA-2

Medida Size
50 x 50 mm.



Ref. BOCA-1

Diámetro Diameter
50 mm

Acabado Finished
Latón satinado
Satin Brass

Ref. BOCA-1C

Medida Size
50 x 50 mm.



Bisagras y Pernios de Hierro Steel Hinges

Ref. 403-C100

Sin remate
Flat Tip



Acabado

L Latonado
NS Niquel satinado
CO Cuero
PN Negro

Medida

100 x 57 x 2 mm.

Ref. 406

Con remate
With Crown Tip



Finished

L Brass Plated
NS Satin Nickel
CO Antique Brass
PN Black

Size

100 x 57 x 2 mm.



Bisagras y Pernios de Hierro Steel Hinges

Ref. 403

Acabados

L	Latonado
NS	Niquel satinado

Finished

L	Brass Plated
NS	Satin Nickel



Medida Size
93x53x2 mm.

Sin remate Flat Tip

Ref. 404

Acabado Finished

PN	Negro Black
----	-------------

Medida Size

93x53x2 mm.

Con remate

With Crown Tip



Bisagra cuadrada

Butt Hinge

Ref. 313

Acabados

	Bicromatado
L	Latonado
AB	Antique brass
NS	Niquel satinado
LM	Latón mate

Finished

	Yellow zinc plated
L	Brass Plated
AB	Antique brass
NS	Satin Nickel
LM	Satin brass

Bisagra pequeña

Small Hinge

Ref. 307

Medidas Sizes


25x25x0.8 mm.
35x30x0.8 mm.
40x35x0.8 mm.
50x40x0.8 mm.
60x40x1.0 mm.
60x50x1.0 mm.
70x50x1.0 mm.
80x60x1.2 mm.

Acabado Finished

Latonado Brass Plated

Sin remate

Flat Tip



Con remate

With crown tip



Medidas Sizes

2.5" x 2.5" (63.5 x 63.5 mm.)
3" x 3" (76.2 x 76.2 mm.)
3.5" x 3.5" (89 x 89 mm.)
4" x 4" (101.6 x 101.6 mm.)

Con tirafondos With screws

Bisagras de seguridad Security Hinges

Ref. 905C

Ref. 905CR / 905E



Medida Size
150x80x3

Sin remate / Remate corto
Posibilidad de marcado CE
Flat Tip / Crown Tip
Available CE

Acabados

LD	Lacado dorado
CM	Cromado mate
N	Niquelado brillo
NM	Niquelado mate
V	Cuero envejecido
PN	Negro Epoxi

Finished

LD	Brass plated varnished
CM	Golden lacquered
N	Satin Chrome plated
NM	Bright Chrome Plated
V	Satin Nickel
PN	Antique brass
	Black epoxy

Canto cuadrado

CR	Canto redondo 16
E	Canto red. especial 12,10

Square Angle

CR	Round 16
E	Round especial 12, 10



Medida Size
150x80x3

Radio Angle
Ref. 905CR: 16
Ref. 905E: 12/10

Ref. 905

Ref. 905R



Medida Size
150x80x3 mm

Acabados

LD	Lacado barniz
CM	Lacado dorado
N	Cromado mate
NM	Niquelado brillo
V	Niquelado mate
PN	Cuero envejecido
	Negro Epoxi

Finished

LD	Brass plated varnished
CM	Golden lacquered
N	Satin Chrome plated
NM	Bright Chrome Plated
V	Satin Nickel
PN	Antique brass
	Black epoxy



Con rodamiento
With ball bearing

Medida Size
150x80x3 mm

Bisagras de seguridad 5 Nudos 5 Knobs Security Hinges

Ref. 105

Acabados


N	Latonado
LD	Niquel Brillo
PN	Lacado Dorado
BO	Pintada Negro
BP	Bicapa Oro
NM	Bicapa Plata
	Niquel Satinado

Finished

	Brass plated
	Bright Chrome plated
	Golden lacquered
	Black epoxy
	Gold coated
	Silver coated
	Satin Nickel

Medidas Sizes

Ref. 105-34: 2030x40 mm.
Ref. 105-35: 2030x45 mm.
Ref. 105-14: 2110x40 mm.
Ref. 105-15: 2110x45 mm.
 Pueden ser suministradas medidas más largas, hasta 2430 mm.
 Available length to 2430 mm.



5 Nudos con rodamiento

5 Knots Security Hinges with ball bearing

Ref. 105R10

Acabados


N	Latonado
LD	Niquel Brillo
PN	Lacado Dorado
BO	Pintada Negro
BP	Bicapa Oro
NM	Bicapa Plata
	Niquel Satinado

Finished

	Brass plated
	Bright Chrome plated
	Golden lacquered
	Black epoxy
	Gold coated
	Silver coated
	Satin Nickel

Medidas Sizes

Ref. 105R10-34: 2030x40 mm.
Ref. 105R10-35: 2030x45 mm.
Ref. 105R10-14: 2110x40 mm.
Ref. 105R10-15: 2110x45 mm.
 Pueden ser suministradas medidas más largas, hasta 2430 mm.
 Available length to 2430 mm.



Bisagras de Vaiven de Aluminio Aluminum Spring Hinges

Ref. 906

Acabados


Plata
Oro
Blanco
Negro

Finished

Silver
Gold
White
Black

Medida Size

195 x 180 mm



Ref. 907

Acabados

B Blanco
O Oro
P Plata
NS Niquel satinado
N Negro

Finished

B White
O Gold
P Silver
NS Satin Nickel
N Black

Medida Size

180 x 80 x 4 mm



Ref. 908

Acabados

B Blanco
O Oro
P Plata
NS Niquel satinado
N Negro

Finished

B White
O Gold
P Silver
NS Satin Nickel
N Black

Medida Size

180 x 133 x 4 mm



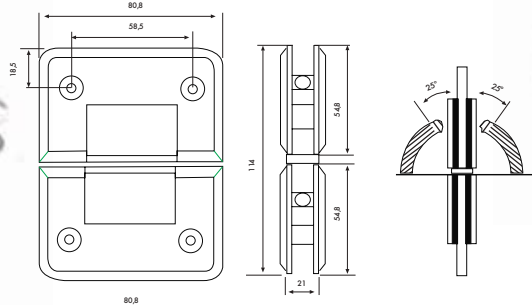
Bisagras de Cristal Glass Hinges

Ref. 200180

Acabado
Cromo brillo
Finished
Bright Chrome plated



Espesor del Cristal
Thickness of Glass
8 - 12 mm



Ref. 201180

Acabado
Niquel satinado
Finished
Satin Nickel

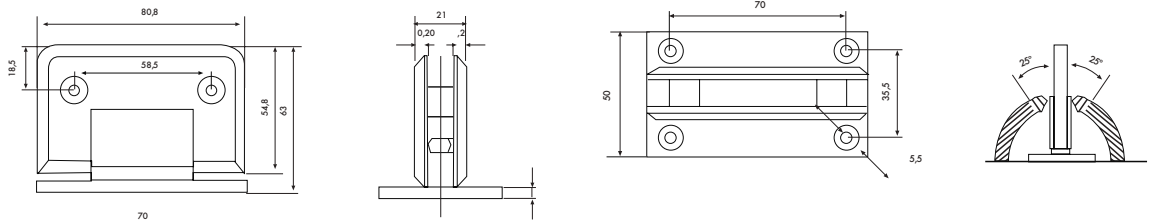


Ref. 20090A

Acabado
Cromo brillo
Finished
Bright Chrome plated



Espesor del Cristal
Thickness of Glass
8 - 12 mm



Ref. 20190A

Acabado
Niquel satinado
Finished
Satin Nickel



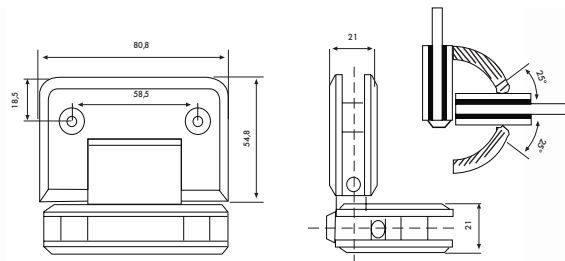
Ref. 20090B

Acabado
Cromo brillo
Finished
Bright Chrome plated



Ref. 20190B

Acabado
Niquel satinado
Finished
Satin Nickel



Espesor del Cristal
Thickness of Glass
8 - 12 mm



Bisagras de Piso con resorte Flush Hinges

Ref. 10000



Acabados *Finished*

- AB Antique brass *Antique brass*
- NS Níquel satinado *Satin Nickel*
- L Oro latonado *Brass Plated*
- IOX Inoxidable *Stainless Steel*



Ref. 10100



Material

Acero Inoxidable
Stainless Steel

Peso máximo *Max Weight*

100 kgs.



Bisagras de Piso con resorte Flush Hinges

Ref. 10101



Material

Acero Inoxidable
Stainless Steel

Peso máximo Max Weight
200 kgs.



Ref. 10102



Material

Acero Inoxidable
Stainless Steel

Peso máximo Max Weight
100 kgs.



Mirillas Digitales y Convencionales Digital and conventional door viewers

Ref. KIKU3



Características

Imagen clara y grande (sensor 1.3 LCD de 4").

Funciona con un solo botón de respuesta rápida: 1 segundo.

Utiliza 3 pilas AAA. El DDV se apaga en 15 segundos para ahorrar energía.

Fácil de montar: sin cables, se sustituye por la mirilla vieja sin dañar la puerta.

No puede ser vista desde el exterior, protegiendo así la privacidad.

Para puertas de 42 hasta 72 mm.

Accesorio para puertas de 30 hasta 50 mm.

Ref. KIKU3-L



Characteristic

Clear and large image (1.3 sensor LCD 4").

It works with one button and quickly response: 1 second.

Uses 3 AAA batteries. The DDV is turned off in 15 seconds to save the power.

Easy to install: Without cables. It replaces the classical door viewer. It doesn't damage the door.

It can be seen from the outside, protecting privacy. Door thickness: 42-72 mm.

Available door viewer from 30 to 50 mm.

Ref. M14



Acabados

Latonado pulido
NS Niquel satinado

Medidas

Ø 14/25-42 mm.
Ø 14/35-60 mm.

Finished

Polish Brass
Satin Nickel

Sizes

Ø 14/25-42 mm.
Ø 14/35-60 mm.

Cerrojo con Alarma Door Bolt With Alarm

Ref. **SEGUR21**



Cerrojo con alarma integrada para puerta o ventana

Potencia de salida de sonido de 110 Db

Con un fuerte perno pivotante

Fácil auto ensamblaje

Ancho mínimo para el montaje: 23 mm

Para ventanas o puertas de acero, plástico, aluminio y madera

Lock with integrated alarm for door or window

* Alarm with 110 Db

* With one strong, pivoted bolt

* Easy self-assembly

* Minimum width for mounting: 23 mm

* For windows or doors made of steel, plastic, aluminum and wood



HERRAJES PARA MUEBLES FURNITURE FITTINGS





130	Guías para Cajón	<i>Drawer Box</i>
132	Guías Cuadro	<i>Concealed Slides</i>
133	Guía Lateral "Easy Box"	<i>Drawer Slide "Easy Box"</i>
134	Guías con Rodamiento	<i>Ball Bearing Slides</i>
137	Bisagras de cazoleta	<i>Concealed hinges</i>
149	Pistones	<i>Cabinet gas springs</i>
150	Escurreplatos	<i>Dish drainer</i>
150	Muelle expulsore	<i>Door dampers</i>
151	Golpetes y Cierres	<i>Catches and Latches</i>
152	Colgadores de Armarios	<i>Wall hanging brackets</i>
153	Tiradores y Pomos	<i>Handles and Knobs</i>
159	Cerraduras para Mueble	<i>Furniture Locks</i>
162	Palomillas	<i>Shelf Brackets</i>
164	Ángulos, Placas y Escuadra plana	<i>Corner braces Flat corner and Mending plates</i>
165	Soporte Pelicanos	<i>Support for shelves</i>
166	Soporte para espejo	<i>Mirror support</i>
167	Soporte de Tubo	<i>Support for tube</i>
168	Soporte Oculto	<i>Concealed support</i>
168	Pata de Mesa	<i>Table Leg</i>
169	Otras	<i>Others</i>

Guías para Cajón Drawer Box

Ref. GCAJA



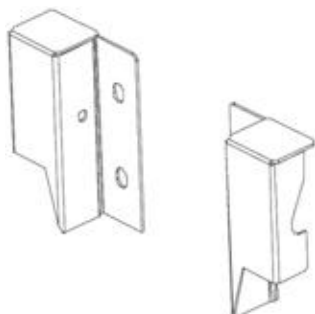
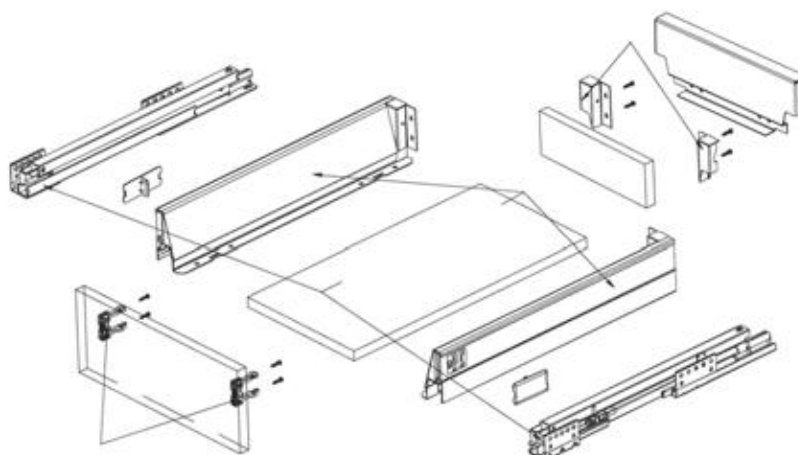
Capacidad 40 Kg.
Regulable en altura (arriba y abajo)
Regulable izquierda derecha
4 dimensiones
Auto cierre, Soft Closing

*Loading capacity 40 kg.
Adjustable height (up and down)
Adjustable left and right
4 dimensions
Self Closing, Soft Closing*

Modelo N°	Largo Length	Largo Length Interior Inside	Min. inst. Largo Length	Min. inst. Alto Height
GCAJA270	270 mm	244 mm	275 mm	100 mm
GCAJA300	300 mm	274 mm	305 mm	100 mm
GCAJA350	350 mm	324 mm	355 mm	100 mm
GCAJA400	400 mm	374 mm	405 mm	100 mm
GCAJA450	450 mm	424 mm	455 mm	100 mm
GCAJA500	500 mm	474 mm	505 mm	100 mm
GCAJA550	550 mm	524 mm	244 mm	100 mm

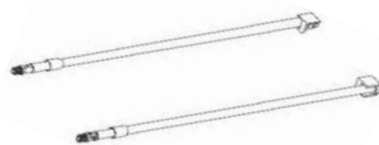
SopORTE Cacerolero Support

Modelo N°	Altura Height
SOPORT 130G	130 mm
SOPORT 190G	190 mm



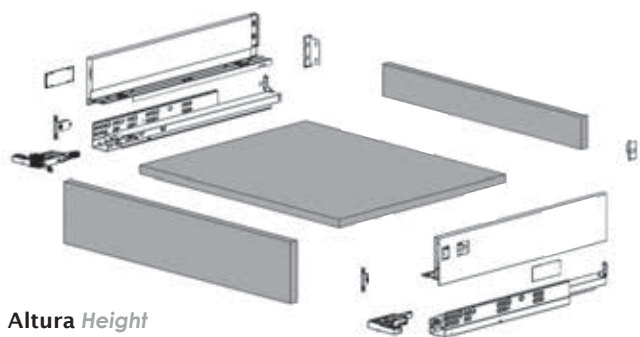
Barra Cacerolero Stick

Modelo N°	Largo length
BARRAG 350	350 mm
BARRAG 400	400 mm
BARRAG 450	450 mm
BARRAG 500	500 mm
BARRAG 550	550 mm



Guías para Cajón Drawer Box

Ref. **BOX21**



Altura Height
80 mm

Capacidad 35 kg
Clip on interior
Auto cierre, Soft Closing
Regulable en altura (arriba y abajo)
Regulable en izquierda y derecha
Regulable delante y atras

Color Colour
Moka

Modelo N°	Largo Length	Largo Length Interior Inside	Min. inst. Largo Length	Min. inst. Alto Height
BOX21/270	270 mm	260 mm	275 mm	115 mm
BOX21/300	300 mm	290 mm	305 mm	115 mm
BOX21/350	350 mm	340 mm	355 mm	115 mm
BOX21/400	400 mm	390 mm	405 mm	115 mm
BOX21/450	450 mm	440 mm	455 mm	115 mm
BOX21/500	500 mm	490 mm	505 mm	115 mm
BOX21/550	550 mm	540 mm	555 mm	115 mm



Loading capacity 35 kgs
Clip on inside
Self Closing, Soft Closing
Adjustable height (up and down)
Adjustable left and right
Adjustable front and back


Guías Cuadro Concealed Slides

Ref. GC09

Guía de extracción total
Capacidad 30 Kg.
Regulable verticalmente

Full extension
Loading capacity 30 kg.
Vertically adjustable

Modelo N° Model N°	Medida Size	Min. largo armario Min. length of cupboard	Distancia de agujeros Distancia of holes
GC09-270	270 mm	275 mm	128 mm
GC09-300	300 mm	305 mm	128 mm
GC09-350	350 mm	355 mm	192 mm
GC09-400	400 mm	405 mm	192 mm
GC09-450	450 mm	455 mm	256 mm
GC09-500	500 mm	505 mm	256 mm
GC09-550	550 mm	555 mm	256 mm



Ref. GC07

Guía de extracción total
Capacidad 30 Kg.

Full extension
Loading capacity 30 kg.

PUSH OPEN

Modelo N° Model N°	Medida Size	Min. largo armario Min. length of cupboard	Distancia de agujeros Distancia of holes
GC07-270	270 mm	275 mm	96 mm
GC07-300	300 mm	305 mm	128 mm
GC07-350	350 mm	355 mm	128 mm
GC07-400	400 mm	405 mm	128 mm
GC07-450	450 mm	455 mm	224 mm
GC07-500	500 mm	505 mm	224 mm
GC07-550	550 mm	555 mm	224 mm



Ref. GC10

Guía de extracción total
Capacidad 35 Kg.

Full extension
Loading capacity 35 kg.

Modelo N° Model N°	Medida Size	Largo apertura Pull out length	Min. Largo armario Min. Length of cupboard
GC10/300	300 mm	295 mm	320 mm
GC10/350	350 mm	345 mm	370 mm
GC10/400	400 mm	395 mm	420 mm
GC10/450	450 mm	445 mm	470 mm
GC10/500	500 mm	495 mm	520 mm
GC10/550	550 mm	545 mm	570 mm
GC10/600	600 mm	595 mm	620 mm



Guía lateral "Easy Box" Drawer Slide "Easy Box"

Ref. DS

Acabados Finished

Blanco *White*
Gris *Grey*

Altura panel

Height of panel

86 mm.
118 mm.
150 mm.

Medidas Sizes

270 mm.
300 mm.
350 mm.
400 mm.
450 mm.
500 mm.
550 mm.



Guía cajonera

Capacidad 45 Kg.
Regulable en altura (arriba y abajo)
Regulable izquierda derecha

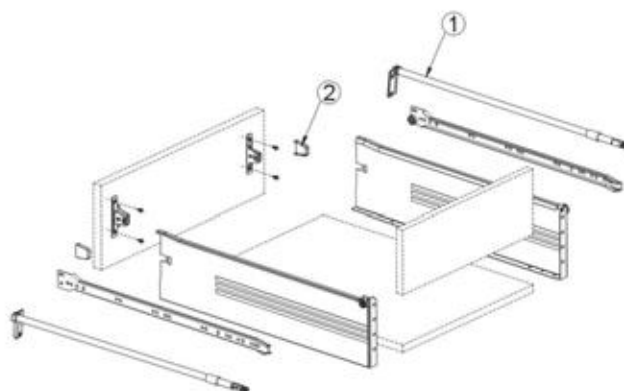
Drawer Slide

Loading capacity 45kg.
Adjustable height (up and down)
Adjustable left and right

Barra cacerolero

Stick

Modelo Nº	Largo Length
BARDS 350	350 mm
BARDS 400	400 mm
BARDS 450	450 mm
BARDS 500	500 mm
BARDS 550	550 mm



Guías con Rodamiento Ball Bearing Slides

Ref. DB450

Medidas *Sizes*

250 mm.
300 mm.
350 mm.
400 mm.
450 mm.
500 mm.
550 mm.
600 mm.
700 mm.
800 mm.
1000 mm.

Acabado *Finished*

Zincado Zinc Plated

Espesor *Thickness*

1.2 x 1.2 x 1.2 mm

Ancho *Width*

45 mm.

Capacidad 30 Kg

Extracción total

Loading capacity 30 Kg
Full extension



Ref. DB450P

Medidas *Sizes*

300 mm.
350 mm.
400 mm.
450 mm.
500 mm.
550 mm.
600 mm.

Capacidad 30 Kg

Extracción total

Loading capacity 30 Kg
Full extension

Acabado *Finished*

Zincado Zinc Plated

Espesor *Thickness*

1.2 x 1.2 x 1.5 mm

Ancho *Width*

45 mm.

Push Open



Ref. DB450S

Medidas *Sizes*

250 mm.
300 mm.
350 mm.
400 mm.
450 mm.
500 mm.
550 mm.
600 mm.

Capacidad 30 Kg

Extracción total

Loading capacity 30 Kg
Full extension

Acabado *Finished*

Zincado Zinc Plated

Espesor *Thickness*

1.2 x 1.2 x 1.5 mm

Ancho *Width*

45 mm.

Cierre Soft-Close



Guías con Rodamiento Ball Bearing Slides

Ref. DB450H

Capacidad 30 Kg. Loading capacity 30 kg.
Extracción total Full extension

Acabado *Finished*
Zincado *Zinc Plated*

Espesor Thickness
1.2 x 1.2 x 1.2 mm

Ancho Width
45 mm.

Medidas

Sizes
300 mm.
350 mm.
400 mm.
450 mm.
500 mm.
550 mm.



Ref. DB350

Medidas **Espesor Thickness**
Sizes 1,2x1,2x1,2 mm

200 mm
250 mm
300 mm
350 mm
400 mm
450 mm
500 mm

Ancho Width
35 mm

Acabado Finished
Zincado *Zinc Plated*

Capacidad 30 kgs
Extracción total
Loading capacity 30 kgs
Full extension



Ref. DB270

Medidas **Espesor Thickness**
Sizes 1,2x1,2x1,2 mm

246 mm
278 mm
310 mm
342 mm
438 mm

Ancho Width
27 mm

Acabado Finished
Zincado *Zinc Plated*

Capacidad 25 kgs
Extracción parcial
Loading capacity 25kgs
Partial extraction



Guías con Rodamiento Ball Bearing Slides

Ref. DB170

Medidas Sizes

182 mm.
214 mm.
246 mm.
278 mm.
310 mm.
342 mm.
374 mm.
406 mm.
438 mm.

Acabado
Zincado
Espesor
1x1 mm.
Ancho
17 mm.

Finished
Zinc plated
Thickness
1x1 mm.
Width
17 mm.



Ref. TECLADO400

Guía portateclado Keyboard slide

Medida Size

35x400 mm

Acabados Finished

Zincado Zinc Plated



Ref. G

Medidas Sizes

250 mm.
300 mm.
350 mm.
400 mm.
450 mm.
500 mm.
550 mm.
600 mm.

Acabados Finished

Blanco White
Marrón Brown

Espesor Thickness

1.2 mm



Bisagras de Cazoleta 35 mm 110° SLIDE ON 110° 35 mm cup Slide on Concealed Hinges

Ref. 737-L



Ángulo de apertura
110°

Angle of opening
110°

Brazo
Niquelado

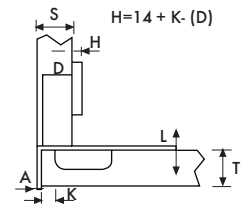
Arm
Nickel

Cazoleta
Metálica Niquelada

Cup
Metal Nickel

Recta - 0

Full overlay hinge



H	D
0	20
2	18
4	16

Ref. 737-A



Ángulo de apertura
110°

Angle of opening
110°

Brazo
Niquelado

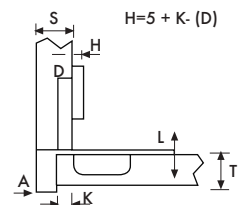
Arm
Nickel

Cazoleta
Metálica Niquelada

Cup
Metal Nickel

Acodada - 8

Half overlay hinge



H	D
0	10
2	8
4	6

Ref. 737-SA



Ángulo de apertura
110°

Angle of opening
110°

Brazo
Niquelado

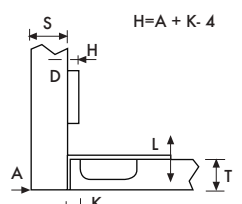
Arm
Nickel

Cazoleta
Metálica Niquelada

Cup
Metal Nickel

Super acodada - 15

Insert hinge



H	D
2	-

Ref. PS-23

Fijación a la base Plate



Con taco de presión para agujero 10 mm.
With 10 mm dowel.



Con tornillo euro 6,30 premontado largo 10, 14, 16 agujero de 5 mm.
With euro screw 6,30 preassembled. Length 10, 14, 16. Hole 5 mm.



Con tornillo.
With Screw.



Con taco expansivo y tornillo premontado para agujero 5 mm.
With 5mm dowel.



Bisagras de Cazoleta 35 mm SLIDE ON 35 mm cup Slide on Concealed Hinges

Ref. 630-L



Ángulo de apertura

30°

Brazo

Niquelado

Cazoleta

Metálica Niquelada

Angle of opening

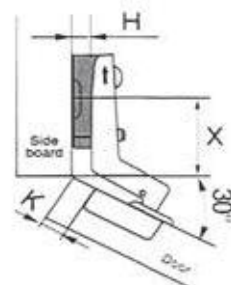
30°

Arm

Nickel

Cup

Metal Nickel



Ref. 645-L



Ángulo de apertura

45°

Brazo

Niquelado

Cazoleta

Metálica Niquelada

Angle of opening

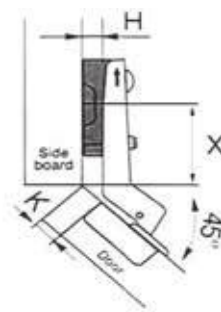
45°

Arm

Nickel

Cup

Metal Nickel



Ref. 690-L



Ángulo de apertura

90°

Brazo

Niquelado

Cazoleta

Metálica Niquelada

Angle of opening

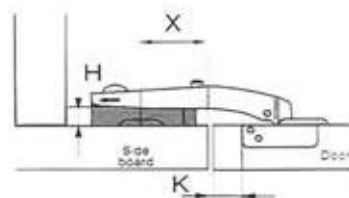
90°

Arm

Nickel

Cup

Metal Nickel



Bisagras de Cazoleta 35 mm SLIDE ON 35 mm cup Slide on Concealed Hinges

Ref. 6135-L



Ángulo de apertura

135°

Brazo

Niquelado

Cazoleta

Metálica Niquelada

Angle of opening

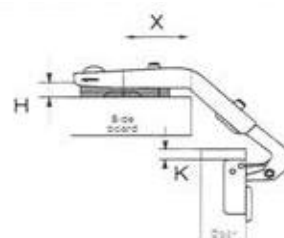
135°

Arm

Nickel

Cup

Metal Nickel



Ref. 680-L



Ángulo de apertura

165°

Brazo

Niquelado

Cazoleta

Metálica Niquelada

Soporte slide on

Recta

Angle of opening

165°

Arm

Nickel

Cup

Metal Nickel

plate slide on

Full overlay hinge

Ref. 737-LBR / 737-ABR / 737-SABR

Referencias References

Ref. 737-LBR Recta Full overlay

Ref. 737-ABR Acodada Half overlay

Ref. 737-SABR Superacodada Insert

Acabado Finished

Cuero Antique brass



Bisagras de Cazoleta 35 mm 110° CLIP ON 110° 35 mm cup Clip on Concealed Hinges

Ref. 737-LCL

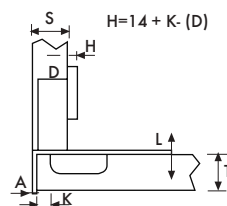


Ángulo de apertura 110° **Angle of opening** 110°

Brazo Niquelado **Arm** Nickel

Cazoleta Metálica Niquelada **Cup** Metal Nickel

Recta - 0 **Full overlay hinge**



H	D
0	20
2	18
4	16

Ref. 737-ACL

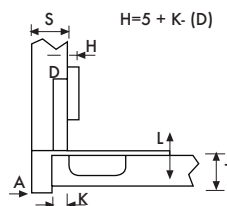


Ángulo de apertura 110° **Angle of opening** 110°

Brazo Niquelado **Arm** Nickel

Cazoleta Metálica Niquelada **Cup** Metal Nickel

Acodada - 8 **Full overlay hinge**



H	D
0	10
2	8
4	6

Ref. 737-SACL

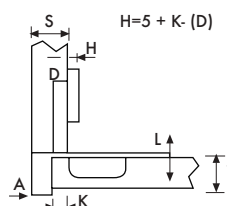


Ángulo de apertura 110° **Angle of opening** 110°

Brazo Niquelado **Arm** Nickel

Cazoleta Metálica Niquelada **Cup** Metal Nickel

Super Acodada - 15 **Full overlay hinge**



H	D
2	-

Ref. PS-25

Fijación a la base Plate



Con taco de presión para agujero 10 mm.
With 10mm dowel.



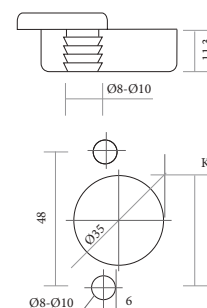
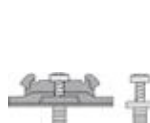
Con tornillo euro 6,30 premontado largo 10, 14, 16 agujero de 5 mm.
With euro screw 6,30 preassembled. Length 10,14,16. Hole 5mm.



Con tornillo.
With Screw.



Con taco expansivo y tornillo premontado para agujero 5 mm.
With 5mm dowel.



Bisagras de Cazoleta 35 mm CLIP ON 35 mm cup Clip on Concealed Hinges

Ref. 680-LCL



Ángulo de apertura

165°

Brazo

Niquelado

Cazoleta

Zamak

Soporte clip on

Recta

Angle of opening

165°

Arm

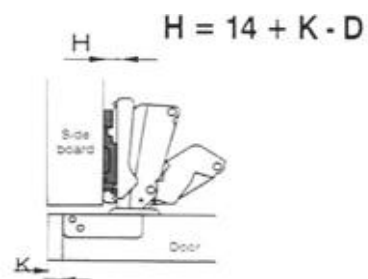
Nickel

Cup

Zinc alloy

Plate clip on

Full overlay



Ref. 695-LCL



Ángulo de apertura

95°

Brazo

Niquelado

Soporte clip on

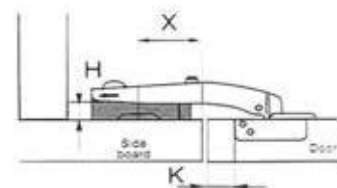
Angle of opening

95°

Arm

Nickel

Plate clip on



Ref. 610-LCLE4



Ángulo de apertura

110°

Brazo

Niquelado

Cazoleta

Metálica Niquelada

Soporte clip on

4 Regulaciones

Angle of opening

110°

Arm

Nickel

Cup

Metal Nickel

Full overlay hinge

4D Adjustable



Bisagras de Cazoleta 35 mm 110° CLIP ON 110° 35 mm cup Clip on Concealed Hinges

Tres regulaciones 3D adjustable hinge

Ref. 737-LCLE3



Ángulo de apertura
110°
Brazo
Niquelado
Cazoleta
Metálica Niquelada
Recta - 0

Angle of opening
110°
Arm
Nickel
Cup
Metal Nickel
Full overlay hinge

3D



Ref. PS-25E

Ref. 737-ACLE3



Ángulo de apertura
110°
Brazo
Niquelado
Cazoleta
Metálica Niquelada
Acodada - 8

Angle of opening
110°
Arm
Nickel
Cup
Metal Nickel
Half overlay hinge

3D



Ref. PS-25E

Ref. 737-SACLE3



Ángulo de apertura
110°
Brazo
Niquelado
Cazoleta
Metálica Niquelada
Super acodada - 15

Angle of opening
110°
Arm
Nickel
Cup
Metal Nickel
Insert hinge

3D



Ref. PS-25E

Bisagras de Cazoleta 35 mm 110° CLIP ON 110° 35 mm cup Clip on Concealed Hinges

Hidráulicas / Amortiguador Hydraulic / Soft Closing

Ref. 610-LCL



Ángulo de apertura
110°
Brazo
Niquelado
Cazoleta
Metálica Niquelada
Recta - 0

Angle of opening
110°
Arm
Nickel
Cup
Metal Nickel
Full overlay hinge



Puede ser fabricado en IOX
Available Stainless Steel

Ref. 610-ACL



Ángulo de apertura
110°
Brazo
Niquelado
Cazoleta
Metálica Niquelada
Acodada - 8

Angle of opening
110°
Arm
Nickel
Cup
Metal Nickel
Half overlay hinge



Ref. 610-SACL



Ángulo de apertura
110°
Brazo
Niquelado
Cazoleta
Metálica Niquelada
Super acodada - 15

Angle of opening
110°
Arm
Nickel
Cup
Metal Nickel
Insert hinge



Bisagras de Cazoleta 35 mm CLIP ON 35 mm cup Clip on Concealed Hinges

Hidráulicas / Amortiguador Hydraulic / Soft Closing

Ref. 681-LCL



Ángulo de apertura
165°
Brazo
Niquelado
Cazoleta
Metálica Niquelada

Angle of opening
165°
Arm
Nickel
Cup
Metal Nickel



Ref. 646-LCL



Ángulo de apertura
45°
Brazo
Niquelado
Cazoleta
Metálica Niquelada

Angle of opening
45°
Arm
Nickel
Cup
Metal Nickel



Ref. 641-LCL



Bisagra de Cazoleta 26 mm
26 mm cup Concealed Hinge

Brazo Niquelado
Arm Nickel

Cazoleta Niquelado
Cup Nickel

Recta - 0 Full overlay hinge



Ref. 600-S



Ángulo de apertura 110°
Angle of opening 110°

Bisagra de Cazoleta 35mm
35mm cup Concealed Hinge

Acabado Finished
Niquelado Nickel
Acodada-9
Half overlay hinge



Bisagras de Cazoleta 35 mm 110° CLIP ON 110° 35 mm cup Clip on Concealed Hinges

Hidráulicas / Amortiguador Hydraulic / Soft Closing

Ref. **610-LCLE3**



Ángulo de apertura
110°
Brazo
Niquelado
Cazoleta
Metálica Niquelada
Recta - 0
3 Regulaciones

Angle of opening
110°
Arm
Nickel
Cup
Metal Nickel
Full overlay hinge
3D Adjustable



Ref. **610-ACLE3**



Ángulo de apertura
110°
Brazo
Niquelado
Cazoleta
Metálica Niquelada
Acodada - 8
3 Regulaciones

Angle of opening
110°
Arm
Nickel
Cup
Metal Nickel
Full overlay hinge
3D Adjustable



Ref. **610-SACLE3**



Ángulo de apertura
110°
Brazo
Niquelado
Cazoleta
Metálica Niquelada
Super acodada - 15
3 Regulaciones

Angle of opening
110°
Arm
Nickel
Cup
Metal Nickel
Full overlay hinge
3D Adjustable



Bisagras de Cazoleta 26 mm 95° Slide on 95° 26 mm cup Slide on Concealed Hinges

Ref. 41-M



Brazo
Niquelado

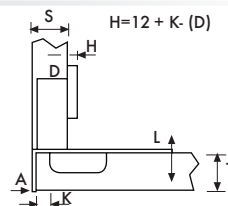
Arm
Nickel

Cazoleta
Niquelado

Cup
Nickel

Recta - 0

Full overlay hinge



H	D
0	18
2	16
4	14

Ref. 42-M



Brazo
Niquelado

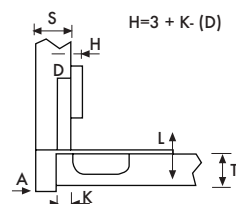
Arm
Nickel

Cazoleta
Niquelada

Cup
Metal Nickel

Acodada - 9

Half overlay hinge



H	D
0	8
2	6
4	4

Ref. 43-M



Brazo
Niquelado

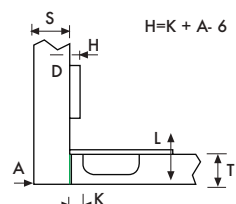
Arm
Nickel

Cazoleta
Niquelado

Cup
Metal Nickel

Super acodada - 17

Insert hinge



H	D
0	-

Ref. PS27



Fijación a la base Plate

Con taco de presión para agujero 10 mm.
With 10 mm dowel.



Con tornillo.
With Screw.



Con tornillo euro 6,30 premontado largo 10, 14, 16 agujero de 5 mm.
With euro screw 6,30 preassembled. Length 10,14,16. Hole 5 mm.



Con taco expansivo y tornillo premontado para agujero 5 mm.
With 5mm dowel.



Bisagras de Perfil de Aluminio 110° 110° Aluminum Profile Concealed Hinges

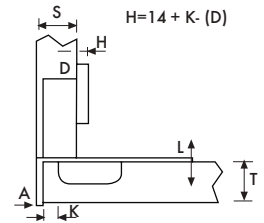
Ref. 601-L



Ángulo de apertura 110° *Angle of opening 110°*

Brazo Niquelado *Arm Nickel*

Recta - 0 *Full overlay hinge*



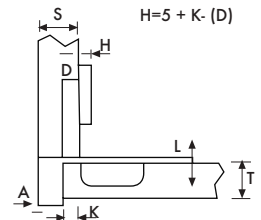
Ref. 601-A



Ángulo de apertura 110° *Angle of opening 110°*

Brazo Niquelado *Arm Nickel*

Acodada - 9 *Half overlay hinge*



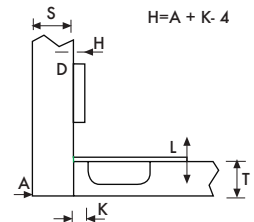
Ref. 601-SA



Ángulo de apertura 110° *Angle of opening 110°*

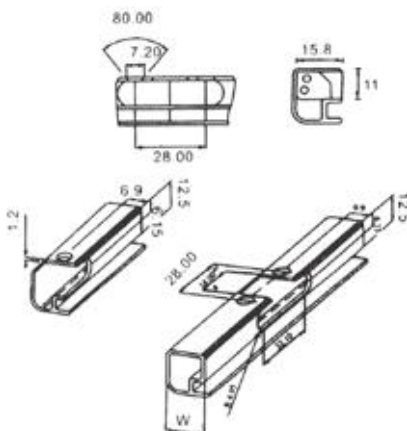
Brazo Niquelado *Arm Nickel*

Super acodada-17 *Insert hinge*



Ref. PS-23

Fijación a la base Plate



Con taco de presión para agujero 10 mm.
With 10 mm dowel.



Con tornillo.
With Screw.



Con tornillo euro 6,30 premontado largo 10, 14, 16 agujero de 5 mm.
With euro screw 6,30 preassembled. Length 10, 14, 16. Hole 5 mm.



Con taco expansivo y tornillo premontado para agujero 5 mm.
With 5mm dowel.



35 mm Bisagra de brazo corto 35 mm Short arm hinge

Ref. 600



Ángulo de apertura 110°
Angle of opening 110°

Acabado *Finished*
Niquelado *Nickel*
Acodada-9 *Half overlay hinge*

Ref. 600-S

Disponible con cierre suave
Available soft closing

Bisagra de cocina 95° 95° Kitchen Hinge

Ref. 206-M

Brazo
Zincado

Arm
Zinc plated

Cazoleta
Zincada

Cup
Zinc plated



Bisagra Automática/Ocultas Invisible Hinge

Ref. 415



Acabado *Finished*
Niquelado *Nickel Plated*

Medida *Size*
100 mm. *100 mm.*



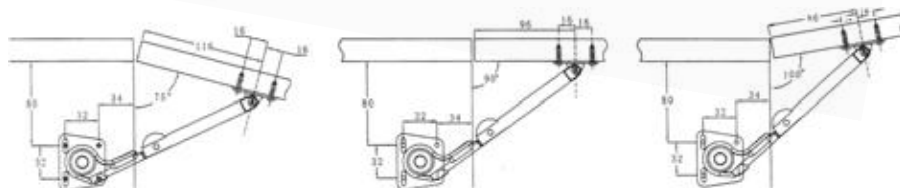
Pistones Cabinet gas springs

Ref. 9-D/9-I



Referencias Reference

9-D: Derecha Right
9-I: Izquierda Left



Ref. G2002

Referencias Reference

G2002/40 = 40 N
G2002/60 = 60 N
G2002/80 = 80 N
G2002/100 = 100 N
G2002/120 = 120 N
G2002/150 = 150 N

Pistón de subida
Up solution application

N-Fuerza de muelle Force



Ref. G3003

Referencias Reference

G3003/60 = 60 N
G3003/80 = 80 N
G3003/100 = 100 N
G3003/120 = 120 N
G3003/150 = 150 N

Pistón de bajada
Down solution application

N-Fuerza de muelle Force



Escurreplato Dish drainer

Ref. **CESC**



Medidas Sizes

- Ref. CESC/450: 450 mm
- Ref. CESC/500: 500 mm
- Ref. CESC/600: 600 mm
- Ref. CESC/700: 700 mm
- Ref. CESC/800: 800 mm
- Ref. CESC/900: 900 mm
- Ref. CESC/1000: 1000 mm



Muelle expulsor Door damper

Ref. **E15/G**

Medida 120 mm **Size** 120 mm

Color Gris **Colour** Grey



Ref. **E15/NE**

Medida 120 mm **Size** 120 mm

Color Negro **Colour** Black



Ref. **E15/MG**

Medida 120 mm **Size** 120 mm

Color Gris **Colour** Grey

Con Iman
With Magnet



Ref. **E13/G**

Medida 67 mm **Size** 67 mm

Color Gris **Colour** Grey



Golpetes Catches

Ref. G1



Acabados

Z Bicromatado
Zincado
V Cuero

Medida

1 mm. de espesor

Finished

Z Bichromated
Zinc plated
V Antique Brass

Size

Thickness 1 mm.

Ref. 200



Acabados

N Negro
M Marrón
B Blanco

Medida

45x15 mm.

Finished

N Black
M Brown
B White

Size

45x15 mm

Ref. 201



Acabados

M Marrón
B Blanco

Finished

M Brown
B White


Medida

95x20 mm.

Size

95 x 20 mm

Ref. 203



Acabados

M Marrón
B Blanco

Finished

M Brown
B White

Medida

86x18 mm.

Size

86x18 mm.

Ref. 213



Acabados

Latón
Níquel Satinado

Finished

Satin Brass
Satin Nickel

Medidas

43 mm.
50 mm.
60 mm.

Sizes

43 mm.
50 mm.
60 mm.

Cierres Latches

Ref. 731 CUA-O

Cierre de ventana
Closed Window



Ref. 202



Acabados

M Marrón
B Blanco

Finished

M Brown
B White

Colgadores de armario Wall hanging brackets

Ref. 736-I 736-D

Colgador cartabón
Izquierda y derecha

Hook
Left and Right



Ref. 730B

Colgador invisible

Invisible Hook



Ref. 7250

Bastoncillo
Hook Slot plate



Ref. 7251

Placa Slot plate



Ref. 733

Placa Doble Double plate Hook



Ref. 1

Compás
Compass



Ref. A-P

Ref. A-G



Arandela para union de caballete
Washer for easel joint

Medidas Sizes
A-P 28 mm
A-G 35,5 mm

Ref. U

Soporte para
cabecero
de cama

Support for
headboard
of the bed

Medidas
Sizes
40 mm
50 mm



Ref. L

Soporte para
cabecero
de cama

Support for
headboard
of the bed



Ref. H1

Soporte galería
Support for gallery

Medidas
Sizes
40 mm
50 mm
60 mm
70 mm
80 mm



Tiradores y Pomos Handles and Knobs

Ref. T12



Diámetro Diameter
Ø 12 mm.

Acabado
Inoxidable
Finished
Stainless Steel

Medidas Sizes
96 mm.
128 mm.
160 mm.
192 mm.
242 mm.
292 mm.
320 mm.
342 mm.
392 mm.
442 mm.
492 mm.
592 mm.
692 mm.
792 mm.
1092 mm.

Ref. TARCO



Diámetro Diameter
Ø 10 mm.

Acabado
Inoxidable
Finished
Stainless Steel

Medidas Sizes
96 mm.
128 mm.
160 mm.
192 mm.
224 mm.
320 mm.

Ref. U220



Diámetro Diameter
Ø 12 mm.

Acabado
Inoxidable
Finished
Stainless Steel

Medidas Sizes
96 mm.
128 mm.
160 mm.
192 mm.
224 mm.
256 mm.
288 mm.
320 mm.

Tiradores y Pomos Handles and Knobs

Ref. U221



Diámetro Diameter
Ø 10 mm.

Acabado
Inoxidable
Finished
Stainless Steel

Medidas Sizes
96 mm.
128 mm.
160 mm.
192 mm.
224 mm.
256 mm.
288 mm.
320 mm.

Ref. TC15



Sección Section
15x15 mm.

Acabado
Inoxidable
Finished
Stainless Steel

Medidas Sizes
96 mm.
128 mm.
160 mm.
192 mm.
224 mm.
256 mm.
288 mm.
320 mm.

Ref. TC12



Sección Section
12x12 mm.

Acabado
Inoxidable
Finished
Stainless Steel

Medidas Sizes
64 mm.
96 mm.
128 mm.
160 mm.
192 mm.
224 mm.
256 mm.
288 mm.
320 mm.

Tiradores y Pomos Handles and Knobs

Ref. **TC25**



Acabado
Inoxidable

Finished
Stainless Steel

Medidas Sizes
128 mm.
160 mm.
192 mm.
224 mm.
256 mm.
288 mm.
320 mm.

Ref. **TP12**



Acabado
Inoxidable

Finished
Stainless Steel

Medidas Sizes
96 mm.
128 mm.
160 mm.
192 mm.
224 mm.
256 mm.
288 mm.
320 mm.

Ref. **ARRAIN**



Acabados
Niquel Satinado
Cromo Brillo
Finished
Satin Nickel
Chrome Plated

Medidas Sizes
128 mm.
160 mm.
256 mm.

Ref. **TXORI**



Acabado
Niquel satinado

Finished
Satin Nickel

Medidas Sizes
96 mm.
128 mm.

Tiradores y Pomos Handles and Knobs

Ref. TC12C2



Acabado

Pata: Cromo Brillo
Barra: Inoxidable

Finished

Leg: Chrome Plated
Bar: Stainless Steel

Medidas Sizes

12 x 12 mm

128 mm.
160 mm.
192 mm.

Ref. MOLA 192



Acabados

Cromo mate

Finished

Satin Chrome

Medidas Sizes

192 mm.

Ref. INDA



Acabados

Niquel Satinado
Cromo Brillo

Finished

Nickel Satin
Chrome Plated

Medidas Sizes

128 mm.
192 mm.
256 mm.
320 mm.
480 mm.

Tiradores y Pomos Handles and Knobs

Ref. JAKE



Acabados
Niquel Satinado
Cromo Brillo

Finished
Nickel Satin
Chrome Plated

Medidas Sizes
64 mm.
128 mm.
160 mm.
192 mm.
256 mm.
320 mm.
640 mm.

Ref. VITORIA



Acabados
Cromo Brillo

Finished
Chrome Plated

Medidas Sizes
160 / 192 mm.

Ref. OPORTO



Acabados
Niquel Satinado
Cromo Brillo

Finished
Nickel Satin
Chrome Plated

Medidas Sizes
112 x 87 mm.

Tiradores y Pomos Handles and Knobs

Ref. 100

Acabado
Satinado
Finished
Satin

Medidas *Sizes*

20 mm.
25 mm.
30 mm.
35 mm.



Ref. 101



Acabado
Satinado
Finished
Satin

Medidas *Sizes*

20 mm.
25 mm.
30 mm.
35 mm.



Acabado
Niquel Satinado
Latonado

Finished
Satin Nickel
Brass Plated

Medidas *Sizes*

20 mm.
25 mm.
30 mm.

Ref. 102



Acabado
Satinado
Finished
Satin

Medidas *Sizes*

10 mm.
15 mm.
20 mm.
25 mm.
30 mm.

Ref. 103



Acabado
Satinado
Finished
Satin

Medidas *Sizes*

12 mm.
16 mm.
20 mm.

Ref. 104



Acabado
Satinado
Finished
Satin

Medidas *Sizes*

16x16 mm
20x20 mm

Ref. 106



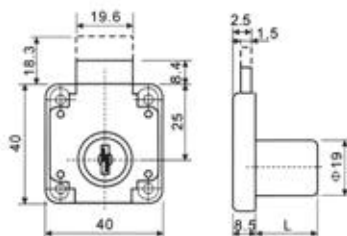
Acabado
Satinado
Finished
Satin

Medidas *Sizes*

12x20 mm
22x25 mm
25x30 mm

Cerraduras para Muebles Furniture Locks

Ref. 8000/1



Cilindro Cylinder
Ø19 x L22 mm.

Disponible con llaves iguales
Available with key alike system



Ref. 8000/2



Cilindro Cylinder
Ø19 x L22 mm.

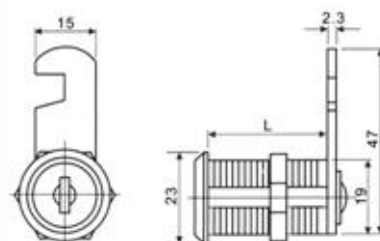
Disponible con llaves iguales
Available with key alike system

Ref. 8000/3/4/5

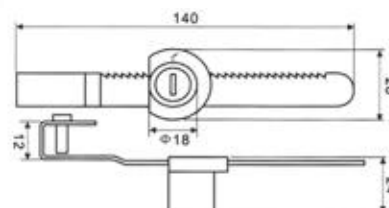


Cilindro Cylinder
Ø19 x L16 mm.
Ø19 x L20 mm.
Ø19 x L25 mm.

Disponible con llaves iguales
Available with key alike system



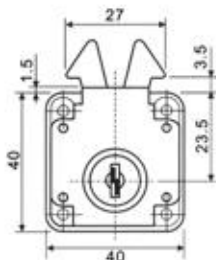
Ref. 8000/6



Disponible con llaves iguales
Available with key alike system

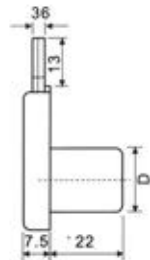
Cerraduras para Muebles Furniture Locks

Ref. 8000/7

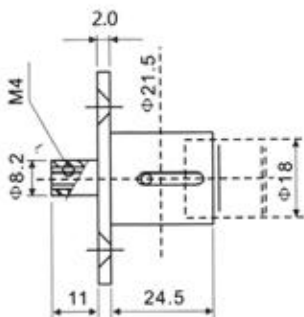
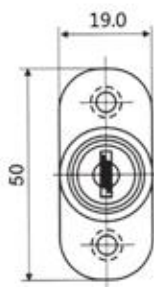


Disponibile con llaves iguales
Available with key alike system

Cilindro Cylinder
Ø19 x L22 mm.



Ref. 8000/8

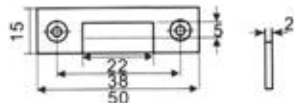
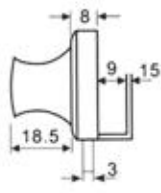
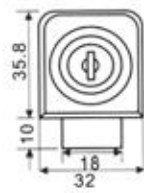


Cilindro Cylinder
Ø19 x L23 mm.

Disponibile con llaves iguales
Available with key alike system



Ref. 8000/9

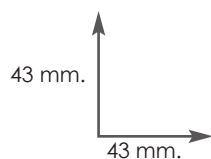


Disponibile con llaves iguales
Available with key alike system

Cilindro Cylinder
Ø19 x L20 mm.



Ref. A27



Medida
Size



Disponibile con llaves iguales
Available with key alike system

Acabados

N Cromo brillo
L Latonado
AB Antique brass
Con tirafondos

Finished

N Chrome plated
L Brass Plated
AB Antique Brass
With screws

Cerraduras para Muebles Furniture Locks

Ref. 7000



Medidas Sizes

Ref. 7000/ 15	15 mm.
Ref. 7000/ 20	20 mm.
Ref. 7000/ 25	25 mm.
Ref. 7000/ 30	30 mm.

Cerradura de sobreponer

Ref. 6000



Medidas Sizes

Ref. 6000/ 20	20 mm.
Ref. 6000/ 25	25 mm.
Ref. 6000/ 30	30 mm.

Cerradura de embutir

Palomillas Shelf brackets

Ref. 800

Palomilla ornamental
Ornamental shelf bracket



Acabados Finished	Medidas Sizes
N Negro Epoxy	100 x 75 mm. (4" x 3")
N Black Epoxy	150 x 125 mm. (6" x 5")
L Latonado barniz	200 x 150 mm. (8" x 6")
L Brass Plated	250 x 200 mm. (10" x 8")

* Etiqueta individual con código de barras.
Suministrado con tacos y tirafondos.

* Individual label.
Included with plugs and screws.

Ref. PA1

Palomilla
Shelf bracket



Acabado Finished
Blanco Epoxy
White Epoxy

Medidas Sizes
100x75 mm. (4" x 3")
125x100 mm. (5" x 4")
150x125 mm. (6" x 5")
175x150 mm. (7" x 6")
200x150 mm. (8" x 6")
225x175 mm. (9" x 7")
250x200 mm. (10" x 8")
300x250 mm. (12" x 10")
350x300 mm. (14" x 12")
400x350 mm. (16" x 14")
450x400 mm. (18" x 16")

* Etiqueta individual con código de barras.
* Individual label.

Ref. PA2



Acabado Finished
Blanco Epoxy White Epoxy
Gris Epoxy Grey Epoxy

Medidas Sizes
200x125 mm.
250x200 mm.
300x200 mm.
400x250 mm.
500x330 mm.
600x400 mm.

* Etiqueta individual con código de barras.
* Individual label.

Palomillas Shelf brackets

Ref. PA3



Etiqueta individual con código de barras
Individual label

Acabado *Finished*
Blanco Epoxy White Epoxy
Niquelado Nickel Plated

Medidas *Sizes*
200x200 mm.
300x300 mm.
400x400 mm.



Ref. PA4



Acabados *Finished*
Blanco Epoxy White Epoxy
Niquelado Nickel Plated

Medidas *Sizes*
200x110 mm.
300x155 mm.
400x215 mm.

* Etiqueta individual con código de barras.
* Individual label.

Ref. PA5



Acabados *Finished*
Blanco Epoxy White Epoxy
Niquelado Nickel Plated

Medidas *Sizes*
200x200 mm.
300x300 mm.
400x400 mm.

* Etiqueta individual con código de barras.
* Individual label.

Ángulos, Placas y Escuadras planas Corner braces, Flat corners and Mending plates

Ref. 732

Acabados		Finished	
Z	Bicromatado	Z	Bichromated
B	Zincado	B	Zinc Plated
	Blanco	B	White
IOX	Inoxidable	IOX	Stainless Steel

Medidas Sizes
 20x20x18,5 mm.
 30x30x18,5 mm.
 40x40x19 mm.
 50x50x19 mm.
 60x60x19 mm.
 80x80x19 mm.
 100x100x19 mm.
 120x120x19 mm.
 140x140x19 mm.

Ref. 731

Acabado	Finished
Bicromatado	Bichromated

Medidas Sizes
 40x40x12 mm.
 50x50x14 mm.
 60x60x15 mm.
 80x80x17 mm.
 100x100x17 mm.
 120x120x17 mm.



Ref. 734

Acabado	Finished
Bicromatado	Bichromated

Medidas Sizes
 40x18,5 mm.
 60x18,5 mm.
 80x18,5 mm.
 100x19 mm.
 120x19 mm.



Ref. 735

Acabados	Finished
B Blanco	B White
Z Zincado	Z Zinc Plated

Medidas Sizes
 30x30 mm.
 50x50 mm.
 75x75 mm.
 100x100 mm.



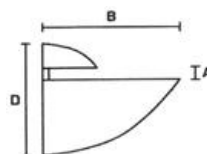
Soporte Pelícanos Support for shelves

Ref. PELICANO Nº 1



Acabados
Negro
Blanco
Cuero
Cromo
Cromo Mate
Nikel Satin/Titanio

Finished
Black
White
Antique Brass
Bright Chrome
Dull Chrome
Satin Nickel



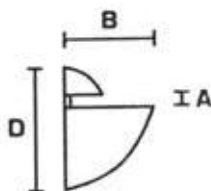
		Medidas Sizes
A	Apertura Opening	35 mm
B	Largo Length	100 mm
D	Alto Hight	75 mm
Ancho Width		40 mm

Ref. PELICANO Nº 2



Acabados
Negro
Blanco
Cuero
Cromo
Cromo Mate
Nikel Satin/Titanio

Finished
Black
White
Antique Brass
Bright Chrome
Dull Chrome
Satin Nickel



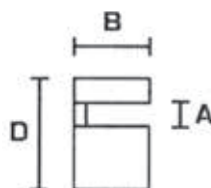
		Medidas Sizes
A	Apertura Opening	27 mm
B	Largo Length	40 mm
D	Alto Hight	55 mm
Ancho Width		25 mm

Ref. PELICANO Nº 3



Acabados
Negro
Blanco
Cuero
Cromo
Cromo Mate
Nikel Satin/Titanio

Finished
Black
White
Antique Brass
Bright Chrome
Dull Chrome
Satin Nickel



		Medidas Sizes
A	Apertura Opening	20 mm
B	Largo Length	30 mm
D	Alto Hight	45 mm
Ancho Width		30 mm

Soporte Pelícanos Support for shelves

Ref. PELICANO Nº 4

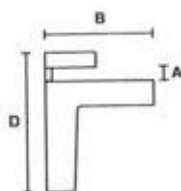

Acabados

Negro
Blanco
Cuero
Cromo
Cromo Mate
Nikel Satin/Titanio

Finished

Black
White
Antique Brass
Bright Chrome
Dull Chrome
Satin Nickel

		Medidas Sizes
A	Apertura <i>Opening</i>	55 mm
B	Largo <i>Length</i>	77 mm
D	Alto <i>Height</i>	100 mm
Ancho <i>Width</i>		30 mm



Ref. PELICANO Nº 5

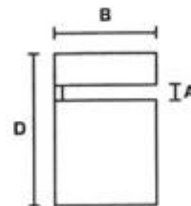
Acabados

Negro
Blanco
Cuero
Cromo Mate

Finished

Black
White
Antique Brass
Dull Chrome

		Medidas Sizes
A	Apertura <i>Opening</i>	40 mm
B	Largo <i>Length</i>	65 mm
D	Alto <i>Height</i>	95 mm
Ancho <i>Width</i>		23 mm



Ref. PELICANO Nº 6

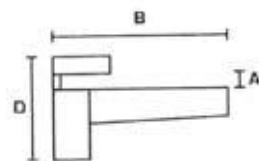

Acabados

Negro
Blanco
Cuero
Cromo Mate

Finished

Black
White
Antique Brass
Dull Chrome

		Medidas Sizes
A	Apertura <i>Opening</i>	40 mm
B	Largo <i>Length</i>	110 mm
D	Alto <i>Height</i>	65 mm
Ancho <i>Width</i>		15 mm




Soporte para Espejo *Mirror support*

Ref. 17101


Medida Size

45x25mm
Espesor de Cristal 5 mm
Thickness of glass 5 mm



Soporte de Tubo Support for Tube

Ref. OTUBO



Material *Material*
Aluminio *Aluminium*

Acabados *Finished*
Blanco *White*
Plata *Silver*
Oro *Gold*

Medida *Size*
30 x 15 mm
1 metro *1 metre*
2 metros *2 metres*
4 metros *4 metres*

Ref. OTUBO1530



Material *Material*
Hierro *Steel*
Acabado *Finished*
Cromado *Chrome Plated*

Medida *Size*
30 x 15 mm
3 metros *3 metres*

Ref. 23501



Acabados
Blanco Epoxy
Negro Epoxy
Niquelado

Finished
White Epoxy
Black Epoxy
Nickel Plated

Medida *Size*
30 x 15 mm



Ref. 23502

Acabados
Blanco Epoxy
Negro Epoxy
Niquelado

Finished
White Epoxy
Black Epoxy
Nickel Plated

Medida *Size*
30 x 15 mm

Ref. 23503



Acabados
Cromado

Finished
Chrome Plated

Medida *Size*
30 x 15 mm

Soporte Oculto Concealed support

Ref. 20



Acabado
Bicromatado

Finished
Bichromated

Medidas
150 mm
190 mm
250 mm
300 mm

Sizes
150 mm
190 mm
250 mm
300 mm

Ø barra: 9 mm
Ø rosca barra: 10 mm
Largo rosca: 50 mm

Ø bar: 9 mm
Ø thread bar: 10 mm
Thread length: 50 mm

Patas de Mesa Table Legs

Ref. 2710 - 2870

Acabados

B Blanco
NS Niquel satinado

Medidas

Ref. 2710: 710x60x1,2 mm.
Ref. 2870: 870x60x1,2 mm.

Finished

B White
NS Satin Nickel

Sizes

Ref. 2710: 710x60x1,2 mm.
Ref. 2870: 870x60x1,2 mm.



Otras Others

Ref. 40380NE



Acabado *Finished*
Negro *Black*

Medidas *Sizes*
380 x 40 mm

Ref. PATA 30



Acabado *Finished*
Negro *Black*

Medidas *Sizes*
30 x 30 x 260 mm

RUEDAS PARA MUEBLES
CASTORS FOR FURNITURE





172

Ruedas para Muebles

Castors for Furnitures

Ruedas para Muebles Castors for Furnitures

Ref. 843R

Sin freno
Without Break



Ø	W	H	H
30 mm	6 - 8 mm	15 mm	20
40 mm	6 - 8 - 10 mm	15 mm	35
50 mm	6 - 8 - 10 mm	15 mm	50

Ref. 844R / 50



Ø	W	H	H	H
50 mm	10 + 10 mm	10 mm	22 mm	45

Ref. 840R

Sin freno
Without Break



Ø	W	H	H
30 mm	30 x 30 mm	20 x 20 mm	20
40 mm	38 x 38 mm	24 x 24 mm	35
50 mm	42 x 42 mm	32 x 32 mm	50

Ref 840R/30
Ref 840R/40
Ref 840R/50

Color Colour
Negro Black
Gris Grey

Ref. 840R/F

Con freno
With Break



Ø	W	H	H
40 mm	38 x 38 mm	24 x 24 mm	35
50 mm	42 x 42 mm	32 x 32 mm	50

Ref 840R/40F
Ref 840R/50F

Ruedas para Muebles Castors for Furnitures

Ref. 845R/35

Sin freno
Without Break



35 mm	30 x 30 mm	20 x 20 mm	35
-------	------------	------------	----

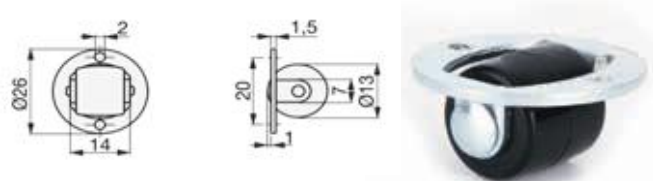
Ref. 90

Color Colour
Blanco White
Negro Black



15 mm	12 mm	21,5 x 16 mm	10
25 mm	15 mm	30 x 20 mm	15
30 mm	14 mm	34,5 x 20 mm	20

Ref. 800R13



13 mm	14 mm	12
-------	-------	----

Ref. 842R/50

Sin freno
Without Break

Disponible espiga
de 10 mm,
Ref. E-842R/50

Available bolt of
10 mm,
Ref. E-842R/50



Ref. 841R/50

Sin freno
Without Break



Ref	50 mm	42 x 42 mm	32 x 32 mm	11 mm	22 mm	40
842R/50	50 mm			11 mm	22 mm	40
841R/50	50 mm	42 x 42 mm	32 x 32 mm			40

Ruedas para Muebles Castors for Furnitures

Ref. 8630G



30 mm	15 mm	46 x 22 x 24 mm	20
-------	-------	-----------------	----

Ref. 87G

Sin freno
Without Break

Ref. 8730G
Ref. 8740G
Ref. 8750G
Ref. 8760G
Ref. 8775G
Ref. 87100G

30 mm	42 x 42 mm	32 x 32 mm	15
40 mm	42 x 42 mm	32 x 32 mm	20
50 mm	50 x 50 mm	33 x 33 mm	35
60 mm	50 x 50 mm	33 x 33 mm	45
75 mm	65 x 65 mm	46 x 46 mm	55
100 mm	76 x 76 mm	56 x 56 mm	65



Ref. 87GF

Con freno
With Break

Ref 8750G/F
Ref 8760G/F
Ref 8775G/F
Ref 87100G/F



Ref. 88G

Sin freno
Without Break



Ref. 88G/F

Con freno
With Break

30 mm	8 mm	15 mm	15
40 mm	8 mm	15 mm	20
50 mm	10 mm	20 mm	35
60 mm	10 mm	20 mm	45
75 mm	10 mm	20 mm	55
100 mm	10 mm	24 mm	65



Ruedas para Muebles Castors for Furnitures

Ref. 865R-875R

Sin freno
Without Break

Color Colour
Blanco White



Ref. 865R/F-875R/F

Con freno
With Break



Ref. 865R/A-875R/A

Sin freno
Without Break

Color Colour
Azul oscuro
Dark Blue



Ref. 865R/FA-875R/FA

Con freno
With Break



Ref. 865R/G-875R/G

Sin freno
Without Break

Color Colour
Gris Grey



Ref. 865R/FG-875R/FG

Con freno
With Break



865R	865R/F	865R/A	865R/FA
65 mm	60 x 60 mm	45 x 45 mm	50
75 mm	60 x 60 mm	45 x 45 mm	60

Ruedas para Muebles Castors for Furnitures

Ref. 850R/V

Sin freno
Without Break

Color: Verde
Colour: Green



Ref. 850R/FV

Con freno
With Break



Ref. 850R/A

Sin freno
Without Break

Color: Azul
Colour: Blue



Ref. 850R/FA

Con freno
With Break



Ref. 850R

Sin freno
Without Break

Color: Transparente
Colour: Transparent



Ref. 850R/F

Con freno
With Break



50 mm	42 x 42 mm	32 x 32 mm	40

Ruedas para Muebles Castors for Furnitures

Ref. 8951

Sin freno
Without Break



50 mm	42 x 42 mm	32 x 32 mm	35

Ref. 8950/8975

Sin freno
Without Break



50 mm	42 x 42 mm	32 x 32 mm	65 mm	30
75 mm	60 x 60 mm	46,5 x 46,5 mm	97 mm	40

Ref. 8950/F-8975/F

Con freno
With Break



50 mm	42 x 42 mm	32 x 32 mm	65 mm	30
75 mm	60 x 60 mm	46,5 x 46,5 mm	97 mm	40

HERRAJES GENERAL
GENERAL HARDWARE






180	Pasadores
187	Bisagras T
188	Candados
189	Poleas
189	Tendedero de pared
190	Percha
190	Pernios para Puertas Metálicas
190	Ruedas y Rieles
191	Pinzas
192	Asa Tirador Abatible
192	Anillos
192	Tornillo cabeza plana Pozidrive

<i>Barrel Bolts</i>
<i>T Hinges</i>
<i>PadLocks</i>
<i>Clothesline pulleys</i>
<i>Wall clothes dryer</i>
<i>Coat & Hat Hook</i>
<i>Welding hinges</i>
<i>Hang roller and Channel</i>
<i>Tweezers</i>
<i>Handle</i>
<i>Rings</i>
<i>Pozidrive flat head screw</i>

Pasadores Barrel Bolts


Ref. 454



	70	85	100	120
Ancho base <i>Width</i>	67 mm	67 mm	67 mm	67 mm
Ø Pasador <i>Ø Bar</i>	13 mm	13 mm	13 mm	15 mm
Agujeros Base <i>Hole</i>	4 mm	4 mm	6 mm	6 mm

Ref. 455

Agujero porta candado
With padlock hole in the bar



Acabados *Finished*

Bicromatado *Bichromated*
IOX Inoxidable 18/8 *Stainless Steel*
LB Latonado barniz *Brass plated varnished*
PN Negro *Black*

Ref. 456



	70	85	100	120
Ancho base <i>Width</i>	28 mm	28 mm	28 mm	28 mm
Ø Pasador <i>Ø Bar</i>	13 mm	13 mm	13 mm	15 mm

Ref. 457

Agujero porta candado
With padlock hole in the bar



Acabados *Finished*

Bicromatado *Bichromated*
IOX Inoxidable 18/8 *Stainless Steel*

Ref. 318



	200	250	300	400*	500*	600*
Ancho base <i>Width</i>	67 mm	67 mm	67 mm	67 mm	67 mm	67 mm
Largo base <i>Length</i>	85 mm	85 mm	120 mm	120 mm	120 mm	120 mm
Pasador <i>Ø Bar</i>	13 mm	13 mm	15 mm	15 mm	15 mm	15 mm
Agujeros Base <i>Hole</i>	4 mm	4 mm	6 mm	6 mm	6 mm	6 mm

* Con dos puentes
* With two supports

Acabados *Finished*

Bicromatado *Bichromated*
IOX Inoxidable 18/8 *Stainless Steel*

Pasadores Barrel Bolts

Ref. 319

Acabados Finished

IOX Bicromatado Bichromated
Inoxidable 18/8 Stainless Steel



	200	250	300	400*	500*	600*
Ancho base <i>Width</i>	28 mm	28 mm	28 mm	28 mm	28 mm	28 mm
Largo base <i>Length</i>	85 mm	85 mm	120 mm	120 mm	120 mm	120 mm
Pasador \varnothing Bar	13 mm	13 mm	15 mm	15 mm	15 mm	15 mm

Ref. 530

Acabados Finished

N Bicromatado Bichromated
Negro Black

Medidas Sizes

150 mm.
200 mm.



Ref. 194

Pasador para embutir

Barrel Bolt



Medidas

\varnothing Barra 10
Largo de la barra: 133 mm.
Rosca de la barra: 3 mm.

Sizes

\varnothing Bar 10
Length of bar: 133 mm.
Thread of bar: 3 mm.

Pasadores Barrel Bolts

Ref. 500



Acabados

IOX Latonado Barnizado
 L Inoxidable 18/8
 NS Latón
 Niquel Satinado

Finished

IOX Brass Plated varnished
 L Stainless Steel
 L Brass
 NS Satin Nickel

Medidas Sizes

160 mm.
 200 mm.
 250 mm.
 300 mm.

Ref. 503

Acabado Finished

Niquel satinado
 Latonado
 Satin Nickel
 Brass Plated

Medida Size

160 mm



Pasadores Barrel Bolts

Pasador Mariposa *Butterfly Bolt*

Ref. **384**

Acabados

	Bicromatado
L	Latonado
Z	Zincado
N	Niquelado
LB	Latonado barniz

Medidas Sizes

25 mm.
30 mm.
*35 mm.
*40 mm.
50 mm.
60 mm.
70 mm.
85 mm.
100 mm.

Finished

	Bichromated
L	Brass Plated
Z	Zinc Plated
N	Nickel Plated
LB	Brass plated varnished



**Disponibles con Puente Alto*

***Available with high support**

Pasador de Acero Inoxidable 385 *Stainless Steel Barrel Bolt 385*

Ref. **385**



Acabado

IOX	Inoxidable 18/8
-----	-----------------

Finished

IOX	Stainless Steel
-----	-----------------

Medidas Sizes

30 mm.
40 mm.
50 mm.
80 mm.
100 mm.



Pasadores Barrel Bolts

Ref. 317

Material *Material*
Inox 18/8 *Stainless Steel*

Medidas *Sizes*
150 mm
200 mm
250 mm
300 mm
400 mm
500 mm



Ref. 501



Medidas *Sizes*
4" / 100 mm.
6" / 150 mm.
8" / 200 mm.
10" / 250 mm.

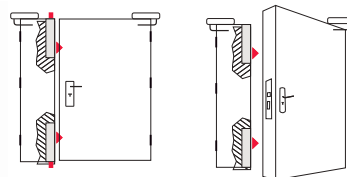
Acabados
V Inoxidable 18/8
Cuero

Finisheds
V *Stainless Steel*
Antique Brass

Con tirafondos Inox.
With Stainless Steel screws.



Ref. 502



Acabado *Finished*
Inoxidable 18/8
Stainless Steel

Medida *Size*
6"

Con tirafondos Inox.
With Stainless Steel screws.



Ref. 320



Medidas *Sizes*
30 mm.
40 mm.

Acabados
Latonado
Niquelado
Niquel satinado

Finished
Brass Plated
Bright Chrome
Satin Nickel

Pasadores Barrel Bolts

Ref. 540

Acabado Finished

Latonado
Cromado
Brass Plated
Chrome Plated

Medida Size

105 mm



Ref. 600

Acabados

L Latón pulido
NS Latón níquel satinado
V Latón antique brass

Finished


L Polished Brass
NS Satin Nickel
V Antique Brass

Medidas Sizes

2" / 50 mm.
3" / 80 mm.
4" / 100 mm.
5" / 125 mm.
6" / 150 mm.
8" / 200 mm.

Con tirafondos

With screws



Pasadores Barrel Bolts

Ref. 5000

Acabados


L	Latón pulido
NS	Latón níquel satinado
V	Latón antique brass

Finished

L	Polished Brass
NS	Satin Nickel
V	Antique Brass

Medidas Sizes

4" / 100 mm.
 6" / 150 mm.
 8" / 200 mm
 10" / 250 mm
 12" / 300 mm
 Con tirafondos
 With screws



Ref. 5001

Acabados

NS	Níquel satinado
	Negro

Finished

NS	Satin Nickel
	Black

Medidas Sizes

8"
 12"
 16"
 26"
 32"

Con tirafondos

With screws



Pasadores Barrel Bolts

Ref. 510

Acabados

510-O: Aluminio anodizado oro
510-P: Aluminio anodizado plata
510-B: Aluminio lacado blanco
510-N: Aluminio lacado negro
Incluye tirafondos

Finished

510-O: Aluminum Gold anodized
510-P: Aluminum Silver anodized
510-B: Aluminum White painted
510-N: Aluminum Black painted
Including screws

Medidas Sizes

50 mm. 150 mm.
60 mm. 200 mm.
80 mm. 250 mm.
100 mm. 300 mm.
120 mm. 400 mm.



Bisagras T

T Hinges

Ref. 507

Acabados

Z Bicromatado
Z Zincado
N Epoxy negro

Finished

Z Bichromated
Z Zinc plated
N Black Epoxy

Medidas Sizes

100x75 mm.
130x88 mm.
150x88 mm.
175x88 mm.
200x111 mm.
250x111 mm.
300x111 mm.



Candados Padlocks

Ref. CANL

Características

2 Llaves de Latón Niqueladas
Solo cierre 20, 25 mm
Doble cierre y arco tratado 30, 40, 50, 60 mm
Muelles inox, Pitones de latón

Characteristics

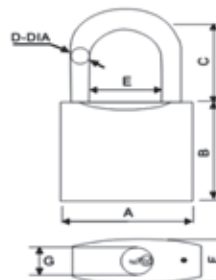
2 Brass keys with Nickel Plated finished
Single locking 20, 25 mm
Double locking and Shackle hardened 30, 40, 50, 60 mm
Stainless Steel Spring, Brass Pins

Disponibile con llaves iguales
Available with key alike system



Arco normal Standard Shackle

A	B	C	D	E	F	G	Pistones / Pins
20	20	13	3	9,5	10	7,1	3
25	25	16	4,4	13	11,5	7,2	4
30	26,5	16	5,3	14,9	13	8,4	5
40	32,5	22,5	6,3	19,7	14,6	8,3	5
50	42,5	28,5	9	25	17	10	5
60	44,5	33	8	32	16	9	5



Ref. CANL/L

Arco largo Long Shackle

A	B	C	D	E	F	G	Pistones / Pins
20	20	24	3	9,5	10	7,1	3
25	22	24	4,4	13	11,5	7,2	4
30	26,5	32	5,3	14,9	13	8,4	4
40	32,5	42	6,3	19,7	14,6	8,3	5
50	42,5	49	9	25	17	10	5



Disponibile con llaves iguales
Available with key alike system

Poleas Clothesline pulleys

Ref. POLEAS



Refs.	Medidas	Rueda	Soporte
P1	40 mm.	Plástico	Tirafondo
P2	40 mm.	Plástico	Tornillo
P3	40 mm.	Zamak	Tirafondo
P4	40 mm.	Zamak	Tornillo
P5	60 mm.	Plástico	Tornillo
P6	60 mm.	Zamak	Tornillo
P7 (IOX)	40 mm.	Plástico	Tirafondo
P8 (IOX)	40 mm.	Plástico	Tornillo
P9 (IOX)	40 mm.	Zamak	Tirafondo
P10 (IOX)	40 mm.	Zamak	Tornillo
P11 (IOX)	60 mm.	Plástico	Tornillo
P12 (IOX)	60 mm.	Zamak	Tornillo

Refs.	Sizes	Castor	Supporte
P1	40 mm.	Plastic	Chipboard screw
P2	40 mm.	Plastic	Screw
P3	40 mm.	Zinc Alloy	Chipboard screw
P4	40 mm.	Zinc Alloy	Screw
P5	60 mm.	Plastic	Screw
P6	60 mm.	Zinc Alloy	Screw
P7 (IOX)	40 mm.	Plastic	Chipboard screw
P8 (IOX)	40 mm.	Plastic	Screw
P9 (IOX)	40 mm.	Zinc Alloy	Chipboard screw
P10 (IOX)	40 mm.	Zinc Alloy	Screw
P11 (IOX)	60 mm.	Plastic	Screw
P12 (IOX)	60 mm.	Zinc Alloy	Screw

Tendedero de pared Wall clothes dryer

Ref. TENDE 1



Medida Size
55 x 2 x 2 cm.

Acabado Finished
Negro Black
Blanco White

Tendedero de pared escuadra, incluye un soporte
Wall clothesline bracket, includes a support

Perchas Coat & Hat Hook

Ref. **80200**

Ref. **80210**

Ref. **80220**

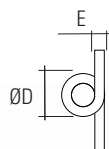
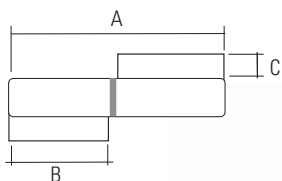


Medida Size
121 x 107 mm.

Acabado Finished
Niquel satinado
Satin Nickel

Pernios para Puertas Metálicas Welding Hinges

Ref. **PP**



REF	A	B	ØD	C	E
PP1060	60	28	8	10	2
PP1280	80	38	16	12	2
PP1480	80	38	15	14	3
PP16100	100	48	14	16	3
PP18110	110	51	12	18	4
PP20120	120	56	15	20	5
PP25120	120	56	15	25	5
PP30150	150	67	22	30	6

* Pueden ser suministrados con pala corta
* Available short shovel

Ruedas y Rieles Hanger roller and Channel

Ref. **RODO 12**



Ref. **RIEL**

Pinzas Tweezers

Ref. PINZAP-P

Medida Size
100 mm.



Ref. PINZAG-P

Medida Size
150 mm.



Ref. PINZAP

Medida Size
100 mm.



Ref. PINZAG

Medida Size
150 mm.



Anillas Rings

Ref. 628/AB



Ref. 628/AT



Ref. 628/G



Ref. 628/GL



Asa Tirador Abatible Handle

Ref. 15



Acabados

Z Bicromatado
Zincado

Finished

Z Bichromated
Zinc plated

Medidas

100 x 27 mm.
125 x 27 mm.

Sizes

100 x 27 mm.
125 x 27 mm.

Tornillo cabeza plana Pozidrive Pozidrive flat head screw

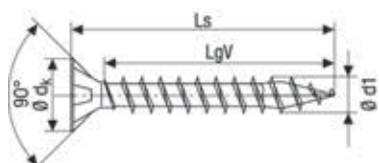


Acabados
Bicromatado

Finished
Bichromated

REF	Ød1	Ls	Lgv
2,5x20	2,5	20	17
3x16	3	16	14
3x20	3	20	17
3,5x16	3,5	16	13
3,5x20	3,5	20	16
3,5x30	3,5	30	25
3,5x35	3,5	35	30
4x16	4	16	13
4x20	4	20	16
4x25	4	25	21
4x30	4	30	25
4x40	4	40	35
4x50	4	50	45
4x60	4	60	50

REF	Ød1	Ls	Lgv
4,5x30	4,5	30	25
4,5x35	4,5	35	30
4,5x40	4,5	40	34
4,5x50	4,5	50	44
5x50	5	50	32
5x60	5	60	37
5x70	5	70	41
5x80	5	80	46
5x90	5	90	61
5x100	5	100	61
6x80	6	80	46
6x90	6	90	61
6x100	6	100	61



BECUSA S.A.
Obispo Otaduy, 25 Apartado 93 • Oñati (Gipuzkoa)
Tfno.: +34 943 780 918 / 943 781 753
Fax: +34 943 782 600
becusa@becusa.com • www.becusa.com